

MUNCIE

WE'VE GOT YOUR TICKET

NOVELTY



ZIPPIES

YANKERS

SINGLE WINDOW

3 WINDOW

5 WINDOW

BINGO EVENT

JAR TICKET



JAR TICKET and PULL TAB CATALOG



PHONE 1.800.428.8640

WEB WWW.MUNCIENOVELTY.COM

FAX 1.888.428.8640

MADE HERE, PLAYED HERE

JAR TICKET and PULL TAB CATALOG



What payout limitations are placed on Type II gambling products?

The total prizes awarded for one Type II gambling game may not exceed \$5,000.
A single prize awarded for one winning ticket in a Type II gambling game may not exceed \$599.

The selling price for one ticket for a Type II gambling game may not exceed \$1.00.

A Type II game must pay out at least 75% of the amount wagered.

If a Type II game ticket is sold for less than \$1.00 the game must meet the following minimum payout percentages:

Purchase Price	Minimum Payout Percentage
50¢ per Play	at least 70% payout
25¢ per Play	at least 65% payout
3 tickets for \$1.00	at least 65% payout
10¢ per Play	at least 60% payout

What should I look for when choosing a Type II game for my establishment?

First, look for Theo the Frog icon, this is an indication that the product that you are considering meets the standards for sale under HEA 1153. Next consider your patrons, you want games that both entertain and energize your customers.

INDIANA LEGAL-TYPE II GAMING ICON

■ THEO THE FROG ■



About Us

Muncie Novelty Company produced its first set of gaming tickets 79 years ago. In those days employees took printed tickets home to fold and glue by hand. Since the founding of Indiana Ticket Company in 1971, the two companies have worked in conjunction to continuously expand product offerings to our customers.

Today our facilities boast state-of-the-art production equipment. Though times have certainly changed, the same dedication to quality and attention to detail still goes into every game we manufacture.



Muncie Novelty has everything you need for charitable gaming with our exciting Folded and Stapled Jar Tickets and Break Opens. Make us your one-stop-shop for ticketing products, including Rolls, Redemptions, Sheets, Point-of-Sale, and Wristbands – all customizable to fit your needs!

Visit us on the web at www.muncienovelty.com to browse all of our products and services– and don't forget to check back often to see the latest games and promotions. If you have a need for an exclusive game, call your customer service representative, and we will set you up with the perfect game for you!

Manufacturing quality games and tickets for over 79 years means you can be confident that when you work with us, you work with the best.

Muncie Novelty- Taking care of you one ticket at a time.

Have a special game idea?

Call us today about our exclusive Jar Ticket and Break Open game program!

Muncie Novelty and Indiana Ticket Company

9610 North State Road 67 P.O. Box 823 Muncie, Indiana 47308

Toll Free 1.800.428.8640

■ Fax 1.888.428.8640

www.muncienovelty.com

FAMILY JEWELS™



MANAGERS CHOOSE ONE OPTION ONLY

1 WINS
\$200

OR

2 WIN
\$100
\$100

100
200
300
400
500
600
700
800
900
1000
1100
1200
1300
1400
1500

LAST SALE: _____

FAMILY JEWELS™ **\$1 PER CARD**

6 WINNERS: \$25 \$25 \$25

5 WINNERS: \$10 \$10 \$10 \$10 \$10

10 WINNERS: \$5 \$5 \$5 \$5 \$5 \$5 \$5 \$5 \$5 \$5

HOLD ALL NUMBERS ENDING IN RED '00' FOR \$200

FAMILY JEWELS™ **\$100**

HOLD ALL RED NUMBERS 100 THRU 1500 FOR CHANCE AT \$100

2 WINNERS: \$25 \$25 \$25

3 WINNERS: \$10 \$10 \$10

10 WINNERS: \$5 \$5 \$5 \$5 \$5

FAMILY JEWELS™ **\$200**

HOLD ALL RED NUMBERS 100 THRU 1500 FOR CHANCE AT \$200

6 WINNERS: \$25 \$25 \$25

5 WINNERS: \$10 \$10 \$10

10 WINNERS: \$5 \$5 \$5 \$5 \$5

FOR SALE OR USE IN A BINGO GAME AUTHORIZED UNDER CALIFORNIA LAW AND PURSUANT TO LOCAL ORDINANCE (APPLIES ONLY IN CALIFORNIA)

MADE HERE PLAYED HERE

CHANCE AT _____

WINS \$10

HOLD 1500

LEGAL GAMING PRODUCT
TYPE II GAME
GET GAMING WITH THE BEST!

FORM# J-FJ300

ZIPIES
300 Family Jewels
TAKES IN:
300 PLAYS @ \$1.00.....\$300.00

SEAL WINNERS:
1 @ \$100.00.....\$100.00
2 @ \$50.00.....OR.....\$100.00

INSTANT WINNERS:
2 @ \$25.00.....\$50.00
3 @ \$10.00.....\$30.00
10 @ \$5.00.....\$50.00

SEAL CARD PAYABLE IN CASH, TABS, OR MERCHANDISE

TOTAL PAYOUT.....\$230.00
TOTAL PROFIT.....\$70.00

TOTAL PAYOUT PERCENT...76.67%
TOTAL PROFIT PERCENT...23.33%
WIN RATIO: 1 IN 18.75
PACKED 16 SETS PER CASE.

LEGAL GAMING PRODUCT
TYPE II GAME
GET GAMING WITH THE BEST!

FORM# J-FJ600

ZIPIES
600 Family Jewels
TAKES IN:
600 PLAYS @ \$1.00.....\$600.00


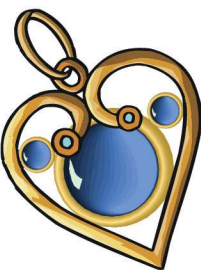
SEAL WINNERS:
1 @ \$200.00.....\$200.00
2 @ \$100.00.....OR.....\$200.00

INSTANT WINNERS:
6 @ \$25.00.....\$150.00
5 @ \$10.00.....\$50.00
10 @ \$5.00.....\$50.00

SEAL CARD PAYABLE IN CASH, TABS, OR MERCHANDISE

TOTAL PAYOUT.....\$450.00
TOTAL PROFIT.....\$150.00

TOTAL PAYOUT PERCENT...75.00%
TOTAL PROFIT PERCENT...25.00%
WIN RATIO: 1 IN 27.27
PACKED 8 SETS PER CASE.



BIG GENIE™



FORM# J-BG204

ZIPIES
204 Big Genie
TAKES IN:
204 PLAYS @ \$1.00.....\$204.00

SEAL WINNERS:
1 @ \$75.00.....\$75.00

INSTANT WINNERS:
1 @ \$20.00.....\$20.00
3 @ \$10.00.....\$30.00
6 @ \$5.00.....\$30.00

SEAL CARD PAYABLE IN CASH, TABS, OR MERCHANDISE

TOTAL PAYOUT.....\$155.00
TOTAL PROFIT.....\$49.00

TOTAL PAYOUT PERCENT...75.98%
TOTAL PROFIT PERCENT...24.02%
WIN RATIO: 1 IN 18.55
PACKED 16 SETS PER CASE.

FORM# J-BG456

ZIPIES
456 Big Genie
TAKES IN:
456 PLAYS @ \$1.00.....\$456.00

SEAL WINNERS:
1 @ \$100.00.....\$100.00

INSTANT WINNERS:
4 @ \$25.00.....\$100.00
5 @ \$10.00.....\$50.00
10 @ \$5.00.....\$50.00
21 @ \$2.00.....\$42.00

SEAL CARD PAYABLE IN CASH, TABS, OR MERCHANDISE

TOTAL PAYOUT.....\$342.00
TOTAL PROFIT.....\$114.00

TOTAL PAYOUT PERCENT...75.00%
TOTAL PROFIT PERCENT...25.00%
WIN RATIO: 1 IN 11.12
PACKED 8 SETS PER CASE.

FORM# J-BG492

ZIPIES
492 Big Genie
TAKES IN:
492 PLAYS @ \$1.00.....\$492.00

SEAL WINNERS:
1 @ \$100.00.....\$100.00
1 @ \$40.00.....\$40.00
1 @ \$40.00.....\$40.00
1 @ \$20.00.....\$20.00
1 @ \$20.00.....\$20.00
1 @ \$20.00.....\$20.00
1 @ \$10.00.....\$10.00
1 @ \$10.00.....\$10.00
1 @ \$10.00.....\$10.00
1 @ \$10.00.....\$10.00
1 @ \$10.00.....\$10.00
1 @ \$10.00.....\$10.00
1 @ \$10.00.....\$10.00

INSTANT WINNERS:
1 @ \$20.00.....\$20.00
3 @ \$10.00.....\$30.00
5 @ \$5.00.....\$25.00

SEAL CARD PAYABLE IN CASH, TABS, OR MERCHANDISE

TOTAL PAYOUT.....\$375.00
TOTAL PROFIT.....\$117.00

TOTAL PAYOUT PERCENT...76.22%
TOTAL PROFIT PERCENT...23.78%
WIN RATIO: 1 IN 23.43
PACKED 8 SETS PER CASE.

GOLD DIGGER™



FORM# J-GD204

ZIPIPIES
204 Gold Digger
TAKES IN:
 204 PLAYS @ \$1.00.....\$204.00
SEAL WINNERS:
 1 @ \$75.00.....\$75.00
INSTANT WINNERS:
 1 @ \$20.00.....\$20.00
 3 @ \$10.00.....\$30.00
 6 @ \$5.00.....\$30.00
 SEAL CARD PAYABLE IN CASH, TABS, OR MERCHANDISE

TOTAL PAYOUT.....\$155.00
TOTAL PROFIT.....\$49.00

TOTAL PAYOUT PERCENT...75.98%
 TOTAL PROFIT PERCENT...24.02%
 WIN RATIO: 1 IN 18.55
 PACKED 16 SETS PER CASE.



FORM# J-GD456

ZIPIPIES
456 Gold Digger
TAKES IN:
 456 PLAYS @ \$1.00.....\$456.00
SEAL WINNERS:
 1 @ \$100.00.....\$100.00
INSTANT WINNERS:
 4 @ \$25.00.....\$100.00
 5 @ \$10.00.....\$50.00
 10 @ \$5.00.....\$50.00
 21 @ \$2.00.....\$42.00
 SEAL CARD PAYABLE IN CASH, TABS, OR MERCHANDISE

TOTAL PAYOUT.....\$342.00
TOTAL PROFIT.....\$114.00

TOTAL PAYOUT PERCENT...75.00%
 TOTAL PROFIT PERCENT...25.00%
 WIN RATIO: 1 IN 11.12
 PACKED 8 SETS PER CASE.



FORM# J-GD492

ZIPIPIES
492 Gold Digger
TAKES IN:
 492 PLAYS @ \$1.00.....\$492.00
SEAL WINNERS:
 1 @ \$100.00.....\$100.00
 1 @ \$40.00.....\$40.00
 1 @ \$40.00.....\$40.00
 1 @ \$20.00.....\$20.00
 1 @ \$20.00.....\$20.00
 1 @ \$20.00.....\$20.00
 1 @ \$10.00.....\$10.00
 1 @ \$10.00.....\$10.00
 1 @ \$10.00.....\$10.00
 1 @ \$10.00.....\$10.00
 1 @ \$10.00.....\$10.00
 1 @ \$10.00.....\$10.00
 1 @ \$10.00.....\$10.00
INSTANT WINNERS:
 1 @ \$20.00.....\$20.00
 3 @ \$10.00.....\$30.00
 5 @ \$5.00.....\$25.00
 SEAL CARD PAYABLE IN CASH, TABS, OR MERCHANDISE

TOTAL PAYOUT.....\$375.00
TOTAL PROFIT.....\$117.00

TOTAL PAYOUT PERCENT...76.22%
 TOTAL PROFIT PERCENT...23.78%
 WIN RATIO: 1 IN 23.43
 PACKED 8 SETS PER CASE.

POCKET POOL™



FORM# J-PP456

ZIPIES
456 Pocket Pool
TAKES IN:
 456 PLAYS @ \$1.00.....\$456.00
SEAL WINNERS:
 1 @ \$100.00.....\$100.00
INSTANT WINNERS:
 4 @ \$25.00.....\$100.00
 5 @ \$10.00.....\$50.00
 10 @ \$5.00.....\$50.00
 21 @ \$2.00.....\$42.00
 SEAL CARD PAYABLE IN CASH, TABS, OR MERCHANDISE

TOTAL PAYOUT.....\$342.00
TOTAL PROFIT.....\$114.00


TOTAL PAYOUT PERCENT...75.00%
 TOTAL PROFIT PERCENT...25.00%
 WIN RATIO: 1 IN 11.12
 PACKED 8 SETS PER CASE.

FORM# J-PP492

ZIPIES
492 Pocket Pool
TAKES IN:
 492 PLAYS @ \$1.00.....\$492.00
SEAL WINNERS:
 1 @ \$100.00.....\$100.00
 1 @ \$40.00.....\$40.00
 1 @ \$40.00.....\$40.00
 1 @ \$20.00.....\$20.00
 1 @ \$20.00.....\$20.00
 1 @ \$20.00.....\$20.00
 1 @ \$10.00.....\$10.00
 1 @ \$10.00.....\$10.00
 1 @ \$10.00.....\$10.00
 1 @ \$10.00.....\$10.00
 1 @ \$10.00.....\$10.00
 1 @ \$10.00.....\$10.00
INSTANT WINNERS:
 1 @ \$20.00.....\$20.00
 3 @ \$10.00.....\$30.00
 5 @ \$5.00.....\$25.00
 SEAL CARD PAYABLE IN CASH, TABS, OR MERCHANDISE

TOTAL PAYOUT.....\$375.00
TOTAL PROFIT.....\$117.00

TOTAL PAYOUT PERCENT...76.22%
 TOTAL PROFIT PERCENT...23.78%
 WIN RATIO: 1 IN 23.43
 PACKED 8 SETS PER CASE.



BUST A NUT™

BUST A NUT™ \$1 PER CARD
PAYABLE IN CASH, TICKETS, OR MERCHANDISE

3 WINNERS \$10 \$10 \$10
6 WINNERS \$5 \$5 \$5 \$5 \$5 \$5

FORM# J-BN144

HOLD ALL NUMBERS ENDING IN RED '00' FOR CHANCE AT \$50

LABEL

BUST A NUT™ \$1 PER CARD

1 WIN \$75 NO LAST SALE
OR
3 WINS \$25 \$25 \$25 NO LAST SALE

MANAGERS CHOOSE ONE OPTION ONLY

HOLD RED NUMBERS 100 THRU 1500 FOR CHANCE AT \$75

SEAL PAYABLE IN CASH, TICKETS, OR MERCHANDISE

OPTION 1
100 200 300 400 500 600 700 800 900 1000 1100 1200 1300 1400 1500

OPTION 2
1 WIN \$75 LAST SALE
OR
3 WINS \$25 \$25 \$25 LAST SALE

INSTANT WINNERS

1 WINNER \$20
3 WINNERS \$10 \$10 \$10
6 WINNERS \$5 \$5 \$5 \$5 \$5 \$5

FORM# J-BN204

BUST A NUT™ \$1 PER CARD
HOLD ALL RED NUMBERS 100 THRU 1500 FOR CHANCE AT \$75

1 WINNER \$20
3 WINNERS \$10
6 WINNERS \$5

FORM# J-BN204

FOR SALE OR USE IN A BINGO GAME AUTHORIZED UNDER CALIFORNIA LAW AND PURSUANT TO LOCAL ORDINANCE (APPLIES ONLY IN CALIFORNIA)

MADE HERE PLAYED HERE

CHANCE AT \$50

WINS \$20

FOR SALE OR USE IN A BINGO GAME AUTHORIZED UNDER CALIFORNIA LAW AND PURSUANT TO LOCAL ORDINANCE (APPLIES ONLY IN CALIFORNIA)

HOLD 1500 ?

LEGAL GAMING PRODUCT
TYPE II GAME
GET GAMING WITH THE BEST!

FORM# J-BN204

204 BUST A NUT

TAKES IN:

204 CARDS @ \$1.00.....\$204.00

SEAL WINNERS:

OR 1 @ \$75.00.....\$75.00
3 @ \$25.00.....\$75.00

INSTANT WINNERS:

1 @ \$20.00\$20.00
3 @ \$10.00\$30.00
6 @ \$5.00\$30.00

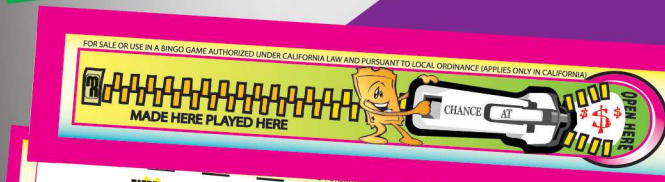
TOTAL PAYOUT.....\$155.00

TOTAL PROFIT.....\$49.00

TOTAL PAYOUT PERCENT...75.98%
TOTAL PROFIT PERCENT...24.02%
WIN RATIO: 1 IN 18.55
PACKED 16 SETS PER CASE.



DILL DOUGH



FORM# J-DD204

204 DILL DOUGH

TAKES IN:

204 CARDS @ \$1.00.....\$204.00

SEAL WINNERS:

OR 1 @ \$75.00.....\$75.00

3 @ \$25.00.....\$75.00

INSTANT WINNERS:

1 @ \$20.00\$20.00

3 @ \$10.00\$30.00

6 @ \$5.00\$30.00

TOTAL PAYOUT.....\$155.00


TOTAL PROFIT.....\$49.00

TOTAL PAYOUT PERCENT...75.98%

TOTAL PROFIT PERCENT...24.02%

WIN RATIO: 1 IN 18.55

PACKED 16 SETS PER CASE.



GUTTER SKUNKS™



FORM# J-GS204

204 GUTTER SKUNKS

TAKES IN:

204 CARDS @ \$1.00.....\$204.00

SEAL WINNERS:

OR 1 @ \$75.00.....\$75.00

3 @ \$25.00.....\$75.00

INSTANT WINNERS:

1 @ \$20.00\$20.00

3 @ \$10.00\$30.00

6 @ \$5.00\$30.00

TOTAL PAYOUT.....\$155.00


TOTAL PROFIT.....\$49.00

TOTAL PAYOUT PERCENT...75.98%

TOTAL PROFIT PERCENT...24.02%

WIN RATIO: 1 IN 18.55


PACKED 16 SETS PER CASE.



HUGE RACKS



TM



HUGE RACKS

\$1 PER CARD

1 WIN
\$75
NO LAST SALE

OR

MANAGERS CHOOSE ONE OPTION ONLY

HOLD RED NUMBERS 100 THRU 1500 FOR CHANCE AT \$75

SEAL PAYABLE IN CASH, TICKETS, OR MERCHANDISE

1 WIN
\$75
LAST SALE

3 WINS
\$25 \$25 \$25
NO LAST SALE

OR

OPTION 1

3 WINS
\$25 \$25 \$25
LAST SALE

OPTION 2

100	600	1100
200	700	1200
300	800	1300
400	900	1400
500	1000	1500

LAST SALE: _____ **FORM# J-HR204**

INSTANT WINNERS

\$20

1 WINNER

\$10 \$10 \$10

\$10

3 WINNERS

\$5 \$5 \$5

\$5 \$5 \$5

6 WINNERS



FORM# J-HR204

204 HUGE RACKS

TAKES IN:

204 CARDS @ \$1.00.....\$204.00

SEAL WINNERS:

1 @ \$75.00.....\$75.00

INSTANT WINNERS:

1 @ \$20.00\$20.00

3 @ \$10.00\$30.00

6 @ \$5.00\$30.00

TOTAL PAYOUT.....\$155.00


TOTAL PROFIT.....\$49.00

TOTAL PAYOUT PERCENT...75.98%

TOTAL PROFIT PERCENT....24.02%

WIN RATIO: 1 IN 18.55

PACKED 16 SETS PER CASE.



Bank BUSTERS™

TM

Bank BUSTERS™

1 WIN \$300 NO LAST SALE

OR

3 WIN \$100 \$100 \$100 NO LAST SALE

OPTION 1

OR

1 WIN \$300 LAST SALE

OR

3 WIN \$100 \$100 \$100 LAST SALE

OPTION 2

MANAGERS CHOOSE ONE OPTION ONLY

HOLD RED NUMBERS 100 THRU 1500 FOR CHANCE AT \$300

INSTANT WINNERS

\$10 1 WINNER

\$5 1 WINNER

14 WINNERS

21 WINNERS

LAST SALE: _____

PAYABLE IN CASH, TICKETS, OR MERCHANDISE

FORM# J-BA498

Bank BUSTERS™

HOLD ALL RED NUMBERS 100 THRU 1500 FOR CHANCE AT \$100

2 WINNERS \$25

3 WINNERS \$10

10 WINNERS \$5

1 WINNER \$300

1 WINNER \$10

1 WINNER \$5

PAYABLE IN CASH, TICKETS, OR MERCHANDISE

FORM# J-BA498

FOR SALE OR USE IN A BINGO GAME AUTHORIZED UNDER CALIFORNIA LAW AND PURSUANT TO LOCAL ORDINANCE (APPLIES ONLY IN CALIFORNIA)

WINS \$1

MADE HERE PLAYED HERE

PURSUANT TO LOCAL ORDINANCE (APPLIES ONLY IN CALIFORNIA)

CHANCE AT

PURSUANT TO LOCAL ORDINANCE (APPLIES ONLY IN CALIFORNIA)

HOLD 1500

PURSUANT TO LOCAL ORDINANCE (APPLIES ONLY IN CALIFORNIA)

FORM# J-BA300

300 Bank Busters

TAKES IN:

300 CARDS @ \$1.00.....\$300.00

SEAL WINNERS:

1 @ \$100.00.....\$100.00

Or

2 @ \$50.00.....\$100.00

INSTANT WINNERS:

2 @ \$25.00.....\$50.00

3 @ \$10.00.....\$30.00

10 @ \$5.00.....\$50.00

TOTAL PAYOUT.....\$230.00

TOTAL PROFIT.....\$70.00

TOTAL PAYOUT PERCENT...76.67%

TOTAL PROFIT PERCENT...23.33%

WIN RATIO: 1 IN 18.75

PACKED 16 SETS PER CASE.

FORM# J-BA498

498 Bank Busters

TAKES IN:

498 CARDS @ \$1.00.....\$498.00

SEAL WINNERS:

1 @ \$300.00.....\$300.00

Or

3 @ \$100.00.....\$300.00

INSTANT WINNERS:

1 @ \$10.00.....\$10.00

1 @ \$5.00.....\$5.00

14 @ \$1.00.....\$14.00

21 @ \$1.00.....\$21.00

TOTAL PAYOUT.....\$350.00

TOTAL PROFIT.....\$148.00

TOTAL PAYOUT PERCENT...70.28%

TOTAL PROFIT PERCENT...29.72%

WIN RATIO: 1 IN 13.11

PACKED 8 SETS PER CASE.

BIG SLOTS™

BIG SLOTS \$1 PER CARD

1 WIN \$200 NO LAST SALE

OR

2 WINS \$100 \$100 NO LAST SALE

OR

1 WIN \$200 LAST SALE

OR

2 WINS \$100 \$100 LAST SALE

MANAGER'S CHOOSE ONE OPTION ONLY

HOLD RED NUMBERS 100 THRU 1500 FOR CHANCE AT \$200

OPTION 1

OPTION 2

1100
1200
1300
1400
1500

100
200
300
400
500

600
700
800
900
1000

FORM# J-BS600

LAST SALE: _____

PAYABLE IN CASH, TICKETS, OR MERCHANDISE

INSTANT WINNERS

6 WINNERS \$25 \$25 \$25 \$25 \$25 \$25

5 WINNERS \$10 \$10 \$10 \$10 \$10

777 \$5 \$5 \$5 \$5 \$5

BIG SLOTS \$1 PER CARD

HOLD ALL RED NUMBERS 100 THRU 1500 FOR CHANCE AT \$60

2 WINNERS

BIG SLOTS \$1 PER CARD

HOLD ALL RED NUMBERS 100 THRU 1500 FOR CHANCE AT \$100

10 777 \$5

10 WINNERS

BIG SLOTS \$1 PER CARD

HOLD ALL RED NUMBERS 100 THRU 1500 FOR CHANCE AT \$100

10 777 \$5

10 WINNERS

BIG SLOTS \$1 PER CARD

HOLD ALL RED NUMBERS 100 THRU 1500 FOR CHANCE AT \$200

10 777 \$5

10 WINNERS

777

WINS \$5

CHANCE AT

OPEN HERE

HOLD 1500

MADE HERE PLAYED HERE



FORM# J-BS120

120 Big Slots

TAKES IN:
120 CARDS @ \$1.00.....\$120.00

SEAL WINNERS:
1 @ \$60.00.....\$60.00
Or
2 @ \$30.00.....\$60.00

INSTANT WINNERS:
1 @ \$5.00.....\$5.00
2 @ \$2.00.....\$4.00
10 @ \$1.00.....\$10.00

TOTAL PAYOUT.....\$79.00
TOTAL PROFIT.....\$41.00

TOTAL PAYOUT PERCENT...65.83%
TOTAL PROFIT PERCENT...34.17%
WIN RATIO: 1 IN 8.57
PACKED 36 SETS PER CASE.

FORM# J-BS300

300 Big Slots

TAKES IN:
300 CARDS @ \$1.00.....\$300.00

SEAL WINNERS:
1 @ \$100.00.....\$100.00
Or
2 @ \$50.00.....\$100.00

INSTANT WINNERS:
2 @ \$25.00.....\$50.00
3 @ \$10.00.....\$30.00
10 @ \$5.00.....\$50.00

TOTAL PAYOUT.....\$230.00
TOTAL PROFIT.....\$70.00

TOTAL PAYOUT PERCENT...76.67%
TOTAL PROFIT PERCENT...23.33%
WIN RATIO: 1 IN 18.75
PACKED 16 SETS PER CASE.

FORM# J-BS498

498 Big Slots

TAKES IN:
498 CARDS @ \$1.00.....\$498.00

SEAL WINNERS:
1 @ \$300.00.....\$300.00
Or
3 @ \$100.00.....\$300.00

INSTANT WINNERS:
1 @ \$10.00.....\$10.00
1 @ \$5.00.....\$5.00
14 @ \$1.00.....\$14.00
21 @ \$1.00.....\$21.00

TOTAL PAYOUT.....\$350.00
TOTAL PROFIT.....\$148.00

TOTAL PAYOUT PERCENT...70.28%
TOTAL PROFIT PERCENT...29.72%
WIN RATIO: 1 IN 13.11
PACKED 8 SETS PER CASE.

FORM# J-BS600

600 Big Slots

TAKES IN:
600 CARDS @ \$1.00.....\$600.00

SEAL WINNERS:
1 @ \$200.00.....\$200.00
Or
2 @ \$100.00.....\$200.00

INSTANT WINNERS:
6 @ \$25.00.....\$150.00
5 @ \$10.00.....\$50.00
10 @ \$5.00.....\$50.00

TOTAL PAYOUT.....\$450.00
TOTAL PROFIT.....\$150.00

TOTAL PAYOUT PERCENT...75.00%
TOTAL PROFIT PERCENT...25.00%
WIN RATIO: 1 IN 27.27
PACKED 8 SETS PER CASE.

CANDIES

TM

CANDIES PER CARD

1 WIN \$200 NO LAST SALE

OR

2 WINS \$100 \$100 NO LAST SALE

OPTION 1

MANAGERS CHOOSE ONE OPTION ONLY

HOLD RED NUMBERS 100 THRU 1500 FOR CHANCE AT \$200

OPTION 2

1 WIN \$200 LAST SALE

OR

2 WINS \$100 \$100 LAST SALE

100 1100
200 1200
300 1300
400 1400
500 1500

FORM#J-CD600

LAST SALE: _____

PAYABLE IN CASH, TICKETS, OR MERCHANDISE

INSTANT WINNERS

6 WINNERS \$25 \$25 \$25 \$25 \$25 \$25

5 WINNERS \$10 \$10 \$10 \$10 \$10

10 WINNERS \$5 \$5 \$5 \$5 \$5 \$5 \$5 \$5 \$5 \$5

CANDIES

1 WIN \$60

2 WINS \$100

3 WINS \$25 \$25 \$25

4 WINS \$10 \$10 \$10 \$10

5 WINS \$5 \$5 \$5 \$5 \$5 \$5

6 WINS \$25 \$25 \$25 \$25 \$25 \$25

7 WINS \$10 \$10 \$10 \$10 \$10 \$10 \$10

8 WINS \$5 \$5 \$5 \$5 \$5 \$5 \$5 \$5

9 WINS \$25 \$25 \$25 \$25 \$25 \$25 \$25 \$25

10 WINNERS \$10 \$10 \$10 \$10 \$10 \$10 \$10 \$10 \$10 \$10

11 WINS \$5 \$5 \$5 \$5 \$5 \$5 \$5 \$5 \$5 \$5 \$5 \$5

12 WINS \$25 \$25 \$25 \$25 \$25 \$25 \$25 \$25 \$25 \$25 \$25 \$25

13 WINS \$10 \$10 \$10 \$10 \$10 \$10 \$10 \$10 \$10 \$10 \$10 \$10

14 WINS \$5 \$5 \$5 \$5 \$5 \$5 \$5 \$5 \$5 \$5 \$5 \$5 \$5 \$5

15 WINS \$25 \$25 \$25 \$25 \$25 \$25 \$25 \$25 \$25 \$25 \$25 \$25 \$25 \$25

16 WINS \$10 \$10 \$10 \$10 \$10 \$10 \$10 \$10 \$10 \$10 \$10 \$10 \$10 \$10 \$10

17 WINS \$5 \$5 \$5 \$5 \$5 \$5 \$5 \$5 \$5 \$5 \$5 \$5 \$5 \$5 \$5 \$5

18 WINS \$25 \$25 \$25 \$25 \$25 \$25 \$25 \$25 \$25 \$25 \$25 \$25 \$25 \$25 \$25 \$25

19 WINS \$10 \$10 \$10 \$10 \$10 \$10 \$10 \$10 \$10 \$10 \$10 \$10 \$10 \$10 \$10 \$10 \$10

20 WINNERS \$5 \$5 \$5 \$5 \$5 \$5 \$5 \$5 \$5 \$5 \$5 \$5 \$5 \$5 \$5 \$5 \$5 \$5

FOR SALE OR USE IN A BINGO GAME AUTHORIZED UNDER CALIFORNIA LAW AND PURSUANT TO LOCAL ORDINANCE (APPLIES ONLY IN CALIFORNIA)

WINS 10

MADE HERE PLAYED HERE

FOR SALE OR USE IN A BINGO GAME AUTHORIZED UNDER CALIFORNIA LAW AND PURSUANT TO LOCAL ORDINANCE (APPLIES ONLY IN CALIFORNIA)

CHANCE AT

OPEN HERE

MADE HERE PLAYED HERE

FOR SALE OR USE IN A BINGO GAME AUTHORIZED UNDER CALIFORNIA LAW AND PURSUANT TO LOCAL ORDINANCE (APPLIES ONLY IN CALIFORNIA)

HOLD 1500

MADE HERE PLAYED HERE



FORM# J-CD120

120 Candies

TAKES IN:
120 CARDS @ \$1.00.....\$120.00

SEAL WINNERS:
1 @ \$60.00.....\$60.00
Or
2 @ \$30.00.....\$60.00

INSTANT WINNERS:
1 @ \$5.00.....\$5.00
2 @ \$2.00.....\$4.00
10 @ \$1.00.....\$10.00

TOTAL PAYOUT.....\$79.00
TOTAL PROFIT.....\$41.00

TOTAL PAYOUT PERCENT...65.83%
TOTAL PROFIT PERCENT...34.17%
WIN RATIO: 1 IN 8.57
PACKED 36 SETS PER CASE.

FORM# J-CD300

300 Candies

TAKES IN:
300 CARDS @ \$1.00.....\$300.00

SEAL WINNERS:
1 @ \$100.00.....\$100.00
Or
2 @ \$50.00.....\$100.00

INSTANT WINNERS:
2 @ \$25.00.....\$50.00
3 @ \$10.00.....\$30.00
10 @ \$5.00.....\$50.00

TOTAL PAYOUT.....\$230.00
TOTAL PROFIT.....\$70.00

TOTAL PAYOUT PERCENT...76.67%
TOTAL PROFIT PERCENT...23.33%
WIN RATIO: 1 IN 18.75
PACKED 16 SETS PER CASE.

FORM# J-CD498

498 Candies

TAKES IN:
498 CARDS @ \$1.00.....\$498.00

SEAL WINNERS:
1 @ \$300.00.....\$300.00
Or
3 @ \$100.00.....\$300.00

INSTANT WINNERS:
1 @ \$10.00.....\$10.00
1 @ \$5.00.....\$5.00
14 @ \$1.00.....\$14.00
21 @ \$1.00.....\$21.00

TOTAL PAYOUT.....\$350.00
TOTAL PROFIT.....\$148.00

TOTAL PAYOUT PERCENT...70.28%
TOTAL PROFIT PERCENT...29.72%
WIN RATIO: 1 IN 13.11
PACKED 8 SETS PER CASE.

FORM# J-CD600

600 Candies

TAKES IN:
600 CARDS @ \$1.00.....\$600.00

SEAL WINNERS:
1 @ \$200.00.....\$200.00
Or
2 @ \$100.00.....\$200.00

INSTANT WINNERS:
6 @ \$25.00.....\$150.00
5 @ \$10.00.....\$50.00
10 @ \$5.00.....\$50.00

TOTAL PAYOUT.....\$450.00
TOTAL PROFIT.....\$150.00

TOTAL PAYOUT PERCENT...75.00%
TOTAL PROFIT PERCENT...25.00%
WIN RATIO: 1 IN 27.27
PACKED 8 SETS PER CASE.

FIREBALL 120™

&

FIREBALL 250™

198 CARDS
FIREBALL 120™
 PAYABLE IN CASH, TICKETS, OR MERCHANDISE
 MUST USE SEAL CARD TO DETERMINE WINNER TO BE PA COMPLIANT
\$120 TOTAL EVENT VALUE
 12 INSTANT \$1 FIREBALL WINNERS

402 CARDS
FIREBALL 250™
 PAYABLE IN CASH, TICKETS, OR MERCHANDISE
 MUST USE SEAL CARD TO DETERMINE WINNER TO BE PA COMPLIANT
\$250 TOTAL EVENT VALUE
 6 INSTANT \$2 FIREBALL WINNERS


WINS \$2
 WINS \$2
 WINS \$2
 WINS \$2

WINS \$1

FORM# J-FB198
FIREBALL 120
 TAKES IN:
 198 CARDS @ \$1.00.....\$198.00
 SEAL WINNERS:
 1 @ \$120.00.....\$120.00
 12 @ \$1.00.....\$12.00
TOTAL PAYOUT.....\$132.00
TOTAL PROFIT.....\$66.00
 TOTAL PAYOUT PERCENT...66.67%
 TOTAL PROFIT PERCENT...33.33%
 WIN RATIO: 1 IN 15.238
 PACKED 32 SETS PER CASE.

FORM# J-FB250
FIREBALL 250
 TAKES IN:
 402 CARDS @ \$1.00.....\$402.00
 SEAL WINNERS:
 1 @ \$250.00.....\$250.00
 6 @ \$2.00.....\$12.00
TOTAL PAYOUT.....\$262.00
TOTAL PROFIT.....\$140.00
 TOTAL PAYOUT PERCENT...65.17%
 TOTAL PROFIT PERCENT...34.83%
 WIN RATIO: 1 IN 57.43
 PACKED 16 SETS PER CASE.

DAUB 0-75
 FORM# J-
 CHANCE AT
 MADE HERE PLAYED HERE
 10 17 35 47 71





GET LUCKY™

1 WINS
\$200
 NO LAST SALE

OR

2 WIN
\$100
\$100
 NO LAST SALE

ONE OPTION

100
200
300
400
500
600
700
800
900
1000
1100
1200
1300
1400
1500

LAST SALE: _____



GET LUCKY™ **\$1 PER CARD**


PAYABLE IN CASH, TICKETS, OR MERCHANDISE

\$10 1 WINNER | **\$5** 1 WINNER | 14 WINNERS | 21 WINNERS

FORM# J-GL372

HOLD ALL NUMBERS ENDING IN RED '00' FOR CHANCE AT \$200

LABEL





FORM# J-GL372

372 Get Lucky


TAKES IN:
 372 CARDS @ \$1.00.....\$372.00

SEAL WINNERS:
 1 @ \$200.00.....\$200.00
 Or
 2 @ \$100.00.....\$200.00

INSTANT WINNERS:
 1 @ \$10.00.....\$10.00
 1 @ \$5.00.....\$5.00
 14 @ \$1.00.....\$14.00
 21 @ \$1.00.....\$21.00

TOTAL PAYOUT.....\$250.00
TOTAL PROFIT.....\$122.00

TOTAL PAYOUT PERCENT...67.20%
 TOTAL PROFIT PERCENT...32.80%
 WIN RATIO: 1 IN 9.79
 PACKED 16 SETS PER CASE.



off the HOOK™

MANAGERS CHOOSE

ONE OPTION ON

1 WINS
\$200
NO LAST SALE

OR
2 WIN
\$100
\$100
NO LAST SALE

100	
200	
300	
400	
500	
600	
700	
800	
900	
1000	
1100	
1200	
1300	
1400	
1500	

LAST SALE: _____

off the HOOK™ \$1 PER CARD
PAYABLE IN CASH, TICKETS, OR MERCHANDISE

\$10 1 WINNER	\$5 1 WINNER	14 WINNERS	21 WINNERS
-------------------------	------------------------	------------	------------

FORM# J-OH372

HOLD ALL NUMBERS ENDING IN RED '00' FOR CHANCE AT \$200

LABEL



off the HOOK™
PAYABLE IN CASH, TICKETS, OR MERCHANDISE
HOLD ALL RED NUMBERS 100 THROUGH 1500 FOR CHANCE AT \$100

10 winners @ \$10
2 winners @ \$5
1 winner @ \$1

FOR SALE OR USE IN A BINGO GAME AUTHORIZED UNDER CALIFORNIA LAW AND PURSUANT TO LOCAL ORDINANCE (APPLIES ONLY IN CALIFORNIA)

WINS \$1

MADE HERE PLAYED HERE

CHANCE AT \$200

HOLD 1500

FORM# J-OH372


372 Off The Hook TAKES IN:
372 CARDS @ \$1.00.....\$372.00

SEAL WINNERS:
1 @ \$200.00.....\$200.00
Or
2 @ \$100.00.....\$200.00

INSTANT WINNERS:
1 @ \$10.00.....\$10.00
1 @ \$5.00.....\$5.00
14 @ \$1.00.....\$14.00
21 @ \$1.00.....\$21.00

TOTAL PAYOUT.....	\$250.00
TOTAL PROFIT.....	\$122.00

TOTAL PAYOUT PERCENT...67.20%
TOTAL PROFIT PERCENT...32.80%
WIN RATIO: 1 IN 9.79
PACKED 16 SETS PER CASE.





TEE'D OFF!

TM

MANAGERS CHO
ONE OPTION OI

1 WINS
\$200
NO LAST SALE

OR


2 WIN
\$100
\$100
NO LAST SALE

100
200
300
400
500
600
700
800
900
1000
1100
1200
1300
1400
1500
LAST SALE: _____

FORM# J-T0372

HOLD ALL NUMBERS ENDING IN RED '00' FOR CHANCE AT \$200

LABEL



FORM# J-T0372

372 Tee'd Off

TAKES IN:

372 CARDS @ \$1.00.....\$372.00

SEAL WINNERS:

1 @ \$200.00.....\$200.00

Or

2 @ \$100.00.....\$200.00

INSTANT WINNERS:

1 @ \$10.00.....\$10.00

1 @ \$5.00.....\$5.00

14 @ \$1.00.....\$14.00

21 @ \$1.00.....\$21.00

TOTAL PAYOUT.....\$250.00

TOTAL PROFIT.....\$122.00

TOTAL PAYOUT PERCENT...67.20%

TOTAL PROFIT PERCENT...32.80%

WIN RATIO: 1 IN 9.79

PACKED 16 SETS PER CASE.



18



zippies

ALL IN



ALL IN \$1

3 WINNERS: \$10 \$10 \$10

6 WINNERS: \$5 \$5 \$5 \$5 \$5 \$5

HOLD ALL NUMBERS ENDING IN 100

150 CARDS FORM# J-AL150 \$1

ALL IN

HOLD ALL RED NUMBERS 100 THRU 1500 FOR CHANCE AT \$50

3 WINNERS: \$10

6 WINNERS: \$5

SEAL PAYABLE IN CASH, TICKETS, OR MERCHANDISE

FOR SALE OR USE IN A BINGO GAME AUTHORIZED UNDER CALIFORNIA LAW AND PURSUANT TO LOCAL ORDINANCE (APPLIES ONLY IN CALIFORNIA)

SIGN UP 100


FOR SALE OR USE IN A BINGO GAME AUTHORIZED UNDER CALIFORNIA LAW AND PURSUANT TO LOCAL ORDINANCE (APPLIES ONLY IN CALIFORNIA)

3 WINNERS: WINS \$10

FOR SALE OR USE IN A BINGO GAME AUTHORIZED UNDER CALIFORNIA LAW AND PURSUANT TO LOCAL ORDINANCE (APPLIES ONLY IN CALIFORNIA)

6 WINNERS: WINS \$5


FORM# J-AL150	
ZIPPIES	
150 ALL IN	
TAKES IN:	
150 CARDS @ \$1.00.....	\$150.00
SEAL WINNERS:	
1 @ \$50.00.....	\$50.00
INSTANT WINNERS:	
3 @ \$10.00.....	\$30.00
6 @ \$5.00.....	\$30.00
TOTAL PAYOUT.....	\$110.00
TOTAL PROFIT.....	\$40.00
TOTAL PAYOUT PERCENT...73.33%	
TOTAL PROFIT PERCENT...26.67%	
WIN RATIO: 1 IN 15	
PACKED 28 SETS PER CASE.	



COOL CHAMELEONS



FORM# J-CE150	
ZIPIES	
150 Cool Chameleons	
TAKES IN:	
150 CARDS @ \$1.00.....	\$150.00
SEAL WINNERS:	
1 @ \$50.00.....	\$50.00
INSTANT WINNERS:	
3 @ \$10.00.....	\$30.00
6 @ \$5.00.....	\$30.00
TOTAL PAYOUT.....	\$110.00
TOTAL PROFIT.....	\$40.00
TOTAL PAYOUT PERCENT...73.33%	
TOTAL PROFIT PERCENT...26.67%	
WIN RATIO: 1 IN 15	
PACKED 28 SETS PER CASE.	





GIVE *me a* HAND



FORM# J-GV150	
ZIPIES	
150 Give Me A Hand	
TAKES IN:	
150 CARDS @ \$1.00.....	\$150.00
SEAL WINNERS:	
1 @ \$50.00.....	\$50.00
INSTANT WINNERS:	
3 @ \$10.00.....	\$30.00
6 @ \$5.00.....	\$30.00
TOTAL PAYOUT.....\$110.00	
TOTAL PROFIT.....\$40.00	
TOTAL PAYOUT PERCENT...73.33%	
TOTAL PROFIT PERCENT...26.67%	
WIN RATIO: 1 IN 15	
PACKED 28 SETS PER CASE.	

GRUDGE MATCH

GRUDGE MATCH \$1

\$10 \$10 \$10 | **\$5 \$5 \$5 \$5 \$5 \$5**

3 WINNERS | **6 WINNERS**

HOLD ALL NUMBERS ENDING IN

150 CARDS
FORM# J-GM150 \$1

GRUDGE MATCH \$50

HOLD ALL RED NUMBERS
100 THRU 1500
FOR CHANCE AT \$50




\$10 | **\$5**

3 WINNERS | **6 WINNERS**

SEAL PAYABLE IN CASH, TICKETS, OR MERCHANDISE

SIGN UP 100

FOR SALE OR USE IN A BINGO GAME AUTHORIZED UNDER CALIFORNIA LAW AND PURSUANT TO LOCAL ORDINANCE (APPLIES ONLY IN CALIFORNIA)


WINS \$10

FOR SALE OR USE IN A BINGO GAME AUTHORIZED UNDER CALIFORNIA LAW AND PURSUANT TO LOCAL ORDINANCE (APPLIES ONLY IN CALIFORNIA)


WINS \$5

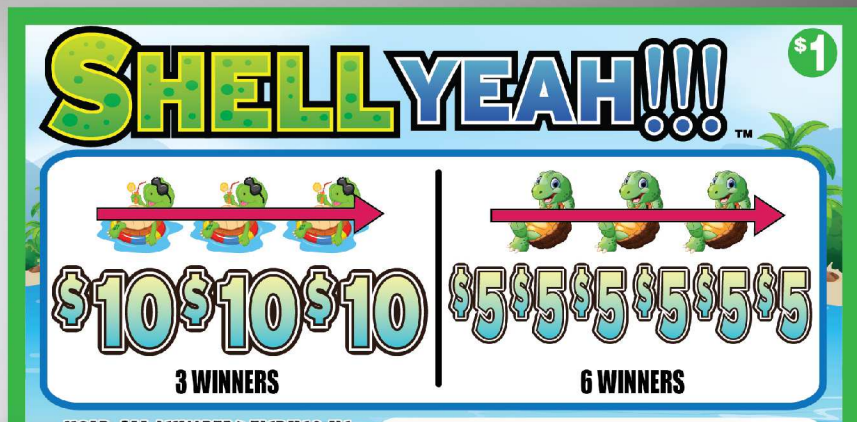
FORM# J-GM150

ZIPIPIES
150 Grudge Match
TAKES IN:
 150 CARDS @ \$1.00.....\$150.00
SEAL WINNERS:
 1 @ \$50.00.....\$50.00
INSTANT WINNERS:
 3 @ \$10.00.....\$30.00
 6 @ \$5.00.....\$30.00

TOTAL PAYOUT.....\$110.00
TOTAL PROFIT.....\$40.00


TOTAL PAYOUT PERCENT...73.33%
 TOTAL PROFIT PERCENT...26.67%
 WIN RATIO: 1 IN 15
 PACKED 28 SETS PER CASE.



SHELL YEAH!!!



FORM# J-SY150	
ZIPPIES	
150 Shell Yeah	
TAKES IN:	
150 CARDS @ \$1.00.....	\$150.00
SEAL WINNERS:	
1 @ \$50.00.....	\$50.00
INSTANT WINNERS:	
3 @ \$10.00.....	\$30.00
6 @ \$5.00.....	\$30.00
TOTAL PAYOUT.....	\$110.00
TOTAL PROFIT.....	\$40.00
TOTAL PAYOUT PERCENT...73.33%	
TOTAL PROFIT PERCENT...26.67%	
WIN RATIO: 1 IN 15	
PACKED 28 SETS PER CASE.	

WOOLLY COOL

WOOLLY COOL  \$1

\$10 \$10 \$10 | **\$5 \$5 \$5 \$5 \$5 \$5**

3 WINNERS | **6 WINNERS**

HOLD ALL NUMBERS ENDING IN

150 CARDS FORM# J-WC150 \$1

WOOLLY COOL 

HOLD ALL RED NUMBERS 100 THRU 1500 FOR CHANCE AT \$50

\$50




\$10 | **\$5**

3 WINNERS | **6 WINNERS**

SEAL PAYABLE IN CASH, TICKETS, OR MERCHANDISE

FOR SALE OR USE IN A BINGO GAME AUTHORIZED UNDER CALIFORNIA LAW AND PURSUANT TO LOCAL ORDINANCE (APPLIES ONLY IN CALIFORNIA)

SIGN UP 100

FOR SALE OR USE IN A BINGO GAME AUTHORIZED UNDER CALIFORNIA LAW AND PURSUANT TO LOCAL ORDINANCE (APPLIES ONLY IN CALIFORNIA)


WINS \$10

FOR SALE OR USE IN A BINGO GAME AUTHORIZED UNDER CALIFORNIA LAW AND PURSUANT TO LOCAL ORDINANCE (APPLIES ONLY IN CALIFORNIA)



WINS \$5

FORM# J-WC150

ZIPIES
150 Woolly Cool
TAKES IN:
 150 CARDS @ \$1.00.....\$150.00
SEAL WINNERS:
 1 @ \$50.00.....\$50.00
INSTANT WINNERS:
 3 @ \$10.00.....\$30.00
 6 @ \$5.00.....\$30.00

TOTAL PAYOUT.....\$110.00
TOTAL PROFIT.....\$40.00

TOTAL PAYOUT PERCENT...73.33%
 TOTAL PROFIT PERCENT...26.67%
 WIN RATIO: 1 IN 15
 PACKED 28 SETS PER CASE.



\$1.00 PER CARD

HOLD ALL BALLS 1-75 FOR CHANCE AT \$50

1 WINNER 2 WINNERS

\$50 OR \$25

FORM# J-DB75 75 CARDS

FORM# J-DB75

Yankers
75 Dollar Ball
TAKES IN:
 75 PLAYS @ \$1.00.....\$75.00


SEAL WINNERS:
 1 @ \$50.00.....\$50.00
 2 @ \$25.00.....\$50.00

OR

SEAL CARD HAS TWO SEALS. MANAGERS CHOOSE ONE OPTION ONLY;\$50 FOR ONE WINNER OR \$25 EACH FOR TWO WINNERS.

TOTAL PAYOUT.....\$50.00
TOTAL PROFIT.....\$25.00

TOTAL PAYOUT PERCENT...66.67%
 TOTAL PROFIT PERCENT...33.33%
 WIN RATIO: 1 IN 75
 PACKED 48 SETS PER CASE.



Not permitted for use in PA or VA without use of supplied seal card to determine winner

1 WINNER \$50

OR

2 WINNERS \$25 \$25

OPERATOR CHOOSE ONE OPTION ONLY

HOLD ALL BALLS 1-75 FOR CHANCE AT \$50

\$1.00 PER CARD
FORM J-BB75

\$1.00 PER CARD

FORM J-BB75

BALL BUSTERS

HOLD ALL BALLS 1-75

FORM# J-BB75

Yankers
75 Ball Busters
TAKES IN:
 75 PLAYS @ \$1.00.....\$75.00

SEAL WINNERS:
 1 @ \$50.00.....\$50.00
 2 @ \$25.00.....\$50.00

OR

SEAL CARD HAS TWO SEALS. MANAGERS CHOOSE ONE OPTION ONLY;\$50 FOR ONE WINNER OR \$25 EACH FOR TWO WINNERS.

TOTAL PAYOUT.....\$50.00
TOTAL PROFIT.....\$25.00

TOTAL PAYOUT PERCENT...66.67%
 TOTAL PROFIT PERCENT...33.33%
 WIN RATIO: 1 IN 75
 PACKED 48 SETS PER CASE.

ALL HOLDERS

Nerd Herd

FORM# J-NH150

Yankers
150 Nerd Herd
TAKES IN:
 150 PLAYS @ \$1.00.....\$150.00
SEAL WINNERS:
 1 @ \$111.00.....\$111.00
 2 @ \$55.00.....OR.....\$111.00
 SEAL CARD HAS TWO SEALS. MANAGERS CHOOSE ONE OPTION ONLY:\$100 FOR ONE WINNER OR \$50 EACH FOR TWO WINNERS.

TOTAL PAYOUT.....\$111.00
TOTAL PROFIT.....\$39.00

TOTAL PAYOUT PERCENT...74.00%
 TOTAL PROFIT PERCENT...26.00%
 WIN RATIO: 1 IN 150
 PACKED 48 SETS PER CASE.

NERD HERD
 Form #J-NH150
SEAL CARD™
 1 SEAL AT \$111.00
 OR
 2 SEALS AT \$55.00

"Diva"	_____
"Dumb-ass"	_____
"Bimbo"	_____
"Sleazy"	_____
"Hippie"	_____
"Tool"	_____
"Bad-ass"	_____
"Geek"	_____
"Skull"	_____
"Roller Girl"	_____
"Drunk"	_____
"Weirdo"	_____
"Coffee-Mate"	_____
"Tiny"	_____
"Freak"	_____

LABEL

NERD HERD
 Form #J-NH150
HOLD ALL SIGN-UPS FOR CHANCE AT \$111.00
 1 or 2 Seal Winners

LIME
 Sign-up
 "Bimbo"
LIME
 MADE IN U.S.A.

Nitwits

NITWITS
 Form #J-NW294
SEAL CARD™
 1 SEAL AT \$111.00
 OR
 2 SEALS AT \$55.00
 4- GYPSIES AT \$20.00
 4- COOKIES AT \$10.00

"Diva"	_____	"Dumb-ass"	_____
"Bimbo"	_____	"Sleazy"	_____
"Hippie"	_____	"Tool"	_____
"Bad-ass"	_____	"Geek"	_____
"Skull"	_____	"Roller Girl"	_____
"Drunk"	_____	"Weirdo"	_____
"Coffee-Mate"	_____	"Tiny"	_____
"Freak"	_____		

Serial No. _____ Date: _____

LABEL

NITWITS
 Form #J-NW294
HOLD ALL NITWITS \$111.00 FOR CHANCE AT \$111.00
 Choose 1 of

INSTANT WINNERS

"GYPSIE" 4 WINS \$20
 "COOKIE" 4 WINS \$10


FORM# J-NW294

Yankers
294 Nitwits
TAKES IN:
 294 PLAYS @ \$1.00.....\$294.00
SEAL WINNERS:
 1 @ \$111.00.....\$111.00
INSTANT WINNERS:
 4 @ \$20.00.....\$80.00
 4 @ \$10.00.....\$40.00

TOTAL PAYOUT.....\$231.00
TOTAL PROFIT.....\$63.00

TOTAL PAYOUT PERCENT...78.57%
 TOTAL PROFIT PERCENT...21.43%
 WIN RATIO: 1 IN 32.67
 PACKED 28 SETS PER CASE.

\$20
 "Gypsie"



FIFTEEN

13's




1591
913
74
031

FORM# J-FT150

Yankers
150 Fifteen 13's
TAKES IN:
 150 PLAYS @ \$1.00.....\$150.00
SEAL WINNERS:
 1 @ \$100.00.....\$100.00

TOTAL PAYOUT.....\$100.00
TOTAL PROFIT.....\$50.00

TOTAL PAYOUT PERCENT...66.67%
 TOTAL PROFIT PERCENT....33.33%
 WIN RATIO: 1 IN 150
 PACKED 48 SETS PER CASE.





BEE BALL

TM

"YANKERS" 'WIN' SIZE MATTERS!



FORM# J-BE973

1 WINNERS
\$300
NO LAST SALE

2 WINNERS
\$150
NO LAST SALE

3 WINNERS
\$100
NO LAST SALE

MANAGERS CHOOSE ONE OPTION ONLY

OPTION 1
1 WINNERS
\$300
LAST SALE

OPTION 2
2 WINNERS
\$150
LAST SALE

3 WINNERS
\$100
LAST SALE

HOLD ALL NUMBERS ENDING IN RED "00's" FOR CHANCE AT \$300

3 WINS \$100
5 WINS \$10
15 WINS \$5

973 CARDS

LIME

1 WINNER
\$100

MADE IN U.S.A.

FORM# J-BE182

182 Bee Ball
TAKES IN:

182 PLAYS @ \$1.00.....\$182.00

SEAL WINNERS:
1@\$100 or 2@\$50.....\$100.00

INSTANT WINNERS:
5 @ \$5.00.....\$25.00

TOTAL PAYOUT.....\$125.00
TOTAL PROFIT.....\$57.00

TOTAL PAYOUT PERCENT...68.68%
TOTAL PROFIT PERCENT...31.32%
WIN RATIO: 1 IN 30.3
PACKED 28 SETS PER CASE.

FORM# J-BE287

287 Bee Ball
TAKES IN:

287 PLAYS @ \$1.00.....\$287.00

SEAL WINNERS:
1@\$100 or 2@\$50.....\$100.00

INSTANT WINNERS:
1 @ \$25.00.....\$25.00
2 @ \$10.00.....\$20.00
10 @ \$5.00.....\$50.00

TOTAL PAYOUT.....\$195.00
TOTAL PROFIT.....\$92.00

TOTAL PAYOUT PERCENT...67.94%
TOTAL PROFIT PERCENT...32.06%
WIN RATIO: 1 IN 20.5
PACKED 28 SETS PER CASE.

FORM# J-BE364

364 Bee Ball
TAKES IN:

364 PLAYS @ \$1.00.....\$364.00

SEAL WINNERS:
1@\$100 or 2@\$50.....\$100.00

INSTANT WINNERS:
3 @ \$25.00.....\$75.00
5 @ \$10.00.....\$50.00
10 @ \$5.00.....\$50.00

TOTAL PAYOUT.....\$275.00
TOTAL PROFIT.....\$89.00

TOTAL PAYOUT PERCENT...75.55%
TOTAL PROFIT PERCENT...24.45%
WIN RATIO: 1 IN 19.2
PACKED 21 SETS PER CASE.

FORM# J-BE588

588 Bee Ball
TAKES IN:

588 PLAYS @ \$1.00.....\$588.00

SEAL WINNERS:
1@\$200 or 2@\$100.....\$200.00

INSTANT WINNERS:
6 @ \$25.00.....\$150.00
5 @ \$10.00.....\$50.00
10 @ \$5.00.....\$50.00

TOTAL PAYOUT.....\$450.00
TOTAL PROFIT.....\$138.00

TOTAL PAYOUT PERCENT...76.53%
TOTAL PROFIT PERCENT...23.47%
WIN RATIO: 1 IN 26.7
PACKED 12 SETS PER CASE.

FORM# J-BE973

973 Bee Ball
TAKES IN:


973 PLAYS @ \$1.00.....\$973.00

SEAL WINNERS:
1@\$300 or 2@\$150.....\$300.00

INSTANT WINNERS:
3 @ \$100.00.....\$300.00
5 @ \$10.00.....\$50.00
15 @ \$5.00.....\$75.00

TOTAL PAYOUT.....\$725.00
TOTAL PROFIT.....\$248.00

TOTAL PAYOUT PERCENT...74.51%
TOTAL PROFIT PERCENT...25.49%
WIN RATIO: 1 IN 40.5
PACKED 8 SETS PER CASE.



DANDY LIONS

"YANKERS" 'WIN' SIZE MATTERS!



FORM# J-DL182

182 Dandy Lions
TAKES IN:
182 PLAYS @ \$1.00.....\$182.00

SEAL WINNERS:
1 @ \$100 or 2 @ \$50.....\$100.00

INSTANT WINNERS:
5 @ \$5.00.....\$25.00

TOTAL PAYOUT.....\$125.00
TOTAL PROFIT.....\$57.00

TOTAL PAYOUT PERCENT...68.68%
TOTAL PROFIT PERCENT...31.32%
WIN RATIO: 1 IN 30.3
PACKED 28 SETS PER CASE.

FORM# J-DL287

287 Dandy Lions
TAKES IN:
287 PLAYS @ \$1.00.....\$287.00

SEAL WINNERS:
1 @ \$100 or 2 @ \$50.....\$100.00

INSTANT WINNERS:
1 @ \$25.00.....\$25.00
2 @ \$10.00.....\$20.00
10 @ \$5.00.....\$50.00

TOTAL PAYOUT.....\$195.00
TOTAL PROFIT.....\$92.00

TOTAL PAYOUT PERCENT...67.94%
TOTAL PROFIT PERCENT...32.06%
WIN RATIO: 1 IN 20.5
PACKED 28 SETS PER CASE.

FORM# J-DL364

364 Dandy Lions
TAKES IN:
364 PLAYS @ \$1.00.....\$364.00

SEAL WINNERS:
1 @ \$100 or 2 @ \$50.....\$100.00

INSTANT WINNERS:
3 @ \$25.00.....\$75.00
5 @ \$10.00.....\$50.00
10 @ \$5.00.....\$50.00

TOTAL PAYOUT.....\$275.00
TOTAL PROFIT.....\$89.00

TOTAL PAYOUT PERCENT...75.55%
TOTAL PROFIT PERCENT...24.45%
WIN RATIO: 1 IN 19.2
PACKED 21 SETS PER CASE.

FORM# J-DL588

588 Dandy Lions
TAKES IN:
588 PLAYS @ \$1.00.....\$588.00

SEAL WINNERS:
1 @ \$200 or 2 @ \$100.....\$200.00

INSTANT WINNERS:
6 @ \$25.00.....\$150.00
5 @ \$10.00.....\$50.00
10 @ \$5.00.....\$50.00

TOTAL PAYOUT.....\$450.00
TOTAL PROFIT.....\$138.00

TOTAL PAYOUT PERCENT...76.53%
TOTAL PROFIT PERCENT...23.47%
WIN RATIO: 1 IN 26.7
PACKED 12 SETS PER CASE.

FORM# J-DL973


973 Dandy Lions
TAKES IN:
973 PLAYS @ \$1.00.....\$973.00

SEAL WINNERS:
1 @ \$300 or 2 @ \$150.....\$300.00

INSTANT WINNERS:
3 @ \$100.00.....\$300.00
5 @ \$10.00.....\$50.00
15 @ \$5.00.....\$75.00

TOTAL PAYOUT.....\$725.00
TOTAL PROFIT.....\$248.00

TOTAL PAYOUT PERCENT...74.51%
TOTAL PROFIT PERCENT...25.49%
WIN RATIO: 1 IN 40.5
PACKED 8 SETS PER CASE.



DOUBLOONS



"YANKERS" 'WIN' SIZE MATTERS!



FORM# J-DB182

182 Doubloons
TAKES IN:
182 PLAYS @ \$1.00.....\$182.00

SEAL WINNERS:
1 @ \$100 or 2 @ \$50.....\$100.00

INSTANT WINNERS:
5 @ \$5.00.....\$25.00

TOTAL PAYOUT.....\$125.00
TOTAL PROFIT.....\$57.00

TOTAL PAYOUT PERCENT...68.68%
TOTAL PROFIT PERCENT...31.32%
WIN RATIO: 1 IN 30.3
PACKED 28 SETS PER CASE.

FORM# J-DB287

287 Doubloons
TAKES IN:
287 PLAYS @ \$1.00.....\$287.00

SEAL WINNERS:
1 @ \$100 or 2 @ \$50.....\$100.00

INSTANT WINNERS:
1 @ \$25.00.....\$25.00
2 @ \$10.00.....\$20.00
10 @ \$5.00.....\$50.00

TOTAL PAYOUT.....\$195.00
TOTAL PROFIT.....\$92.00

TOTAL PAYOUT PERCENT...67.94%
TOTAL PROFIT PERCENT...32.06%
WIN RATIO: 1 IN 20.5
PACKED 28 SETS PER CASE.

FORM# J-DB364

364 Doubloons
TAKES IN:
364 PLAYS @ \$1.00.....\$364.00

SEAL WINNERS:
1 @ \$100 or 2 @ \$50.....\$100.00

INSTANT WINNERS:
3 @ \$25.00.....\$75.00
5 @ \$10.00.....\$50.00
10 @ \$5.00.....\$50.00

TOTAL PAYOUT.....\$275.00
TOTAL PROFIT.....\$89.00

TOTAL PAYOUT PERCENT...75.55%
TOTAL PROFIT PERCENT...24.45%
WIN RATIO: 1 IN 19.2
PACKED 21 SETS PER CASE.

FORM# J-DB588

588 Doubloons
TAKES IN:
588 PLAYS @ \$1.00.....\$588.00

SEAL WINNERS:
1 @ \$200 or 2 @ \$100.....\$200.00

INSTANT WINNERS:
6 @ \$25.00.....\$150.00
5 @ \$10.00.....\$50.00
10 @ \$5.00.....\$50.00

TOTAL PAYOUT.....\$450.00
TOTAL PROFIT.....\$138.00

TOTAL PAYOUT PERCENT...76.53%
TOTAL PROFIT PERCENT...23.47%
WIN RATIO: 1 IN 26.7
PACKED 12 SETS PER CASE.

FORM# J-DB973


973 Doubloons
TAKES IN:
973 PLAYS @ \$1.00.....\$973.00

SEAL WINNERS:
1 @ \$300 or 2 @ \$150.....\$300.00

INSTANT WINNERS:
3 @ \$100.00.....\$300.00
5 @ \$10.00.....\$50.00
15 @ \$5.00.....\$75.00

TOTAL PAYOUT.....\$725.00
TOTAL PROFIT.....\$248.00

TOTAL PAYOUT PERCENT...74.51%
TOTAL PROFIT PERCENT...25.49%
WIN RATIO: 1 IN 40.5
PACKED 8 SETS PER CASE.



FISH FUNDS



"YANKERS" 'WIN' SIZE MATTERS!

FORM# J-FN182

182 Fish Funds
TAKES IN:
182 PLAYS @ \$1.00.....\$182.00

SEAL WINNERS:
1@\$100 or 2@\$50.....\$100.00

INSTANT WINNERS:
5 @ \$5.00.....\$25.00

TOTAL PAYOUT.....\$125.00
TOTAL PROFIT.....\$57.00

TOTAL PAYOUT PERCENT...68.68%
TOTAL PROFIT PERCENT...31.32%
WIN RATIO: 1 IN 30.3
PACKED 28 SETS PER CASE.

FORM# J-FN287

287 Fish Funds
TAKES IN:
287 PLAYS @ \$1.00.....\$287.00

SEAL WINNERS:
1@\$100 or 2@\$50.....\$100.00

INSTANT WINNERS:
1 @ \$25.00.....\$25.00
2 @ \$10.00.....\$20.00
10 @ \$5.00.....\$50.00

TOTAL PAYOUT.....\$195.00
TOTAL PROFIT.....\$92.00

TOTAL PAYOUT PERCENT...67.94%
TOTAL PROFIT PERCENT...32.06%
WIN RATIO: 1 IN 20.5
PACKED 28 SETS PER CASE.

FORM# J-FN364

364 Fish Funds
TAKES IN:
364 PLAYS @ \$1.00.....\$364.00

SEAL WINNERS:
1@\$100 or 2@\$50.....\$100.00

INSTANT WINNERS:
3 @ \$25.00.....\$75.00
5 @ \$10.00.....\$50.00
10 @ \$5.00.....\$50.00

TOTAL PAYOUT.....\$275.00
TOTAL PROFIT.....\$89.00

TOTAL PAYOUT PERCENT...75.55%
TOTAL PROFIT PERCENT...24.45%
WIN RATIO: 1 IN 19.2
PACKED 21 SETS PER CASE.

FORM# J-FN588

588 Fish Funds
TAKES IN:
588 PLAYS @ \$1.00.....\$588.00

SEAL WINNERS:
1@\$200 or 2@\$100.....\$200.00

INSTANT WINNERS:
6 @ \$25.00.....\$150.00
5 @ \$10.00.....\$50.00
10 @ \$5.00.....\$50.00

TOTAL PAYOUT.....\$450.00
TOTAL PROFIT.....\$138.00

TOTAL PAYOUT PERCENT...76.53%
TOTAL PROFIT PERCENT...23.47%
WIN RATIO: 1 IN 26.7
PACKED 12 SETS PER CASE.

FORM# J-FN973


973 Fish Funds
TAKES IN:
973 PLAYS @ \$1.00.....\$973.00

SEAL WINNERS:
1@\$300 or 2@\$150.....\$300.00

INSTANT WINNERS:
3 @ \$100.00.....\$300.00
5 @ \$10.00.....\$50.00
15 @ \$5.00.....\$75.00

TOTAL PAYOUT.....\$725.00
TOTAL PROFIT.....\$248.00

TOTAL PAYOUT PERCENT...74.51%
TOTAL PROFIT PERCENT...25.49%
WIN RATIO: 1 IN 40.5
PACKED 8 SETS PER CASE.



HAWG WILD

TM



"YANKERS" 'WIN' SIZE MATTERS!



Hawg Wild \$1 PER CARD

HOLD ALL NUMBERS ENDING IN RED "00's" FOR CHANCE AT \$100

\$100 1 WINNER

1 WIN \$25, 2 WINS \$10, 10 WINS \$5

FORM# J-HW287 287 CARD

LIME

WINS **\$100**

LIME MADE IN U.S.A.

FORM# J-HW182

182 Hawg Wild TAKES IN:
182 PLAYS @ \$1.00.....\$182.00

SEAL WINNERS:
1 @ \$100 or 2 @ \$50.....\$100.00

INSTANT WINNERS:
5 @ \$5.00.....\$25.00

TOTAL PAYOUT.....\$125.00
TOTAL PROFIT.....\$57.00

TOTAL PAYOUT PERCENT...68.68%
TOTAL PROFIT PERCENT...31.32%
WIN RATIO: 1 IN 30.3
PACKED 28 SETS PER CASE.

FORM# J-HW287

287 Hawg Wild TAKES IN:
287 PLAYS @ \$1.00.....\$287.00

SEAL WINNERS:
1 @ \$100 or 2 @ \$50.....\$100.00

INSTANT WINNERS:
1 @ \$25.00.....\$25.00
2 @ \$10.00.....\$20.00
10 @ \$5.00.....\$50.00

TOTAL PAYOUT.....\$195.00
TOTAL PROFIT.....\$92.00

TOTAL PAYOUT PERCENT...67.94%
TOTAL PROFIT PERCENT...32.06%
WIN RATIO: 1 IN 20.5
PACKED 28 SETS PER CASE.

FORM# J-HW364

364 Hawg Wild TAKES IN:
364 PLAYS @ \$1.00.....\$364.00

SEAL WINNERS:
1 @ \$100 or 2 @ \$50.....\$100.00

INSTANT WINNERS:
3 @ \$25.00.....\$75.00
5 @ \$10.00.....\$50.00
10 @ \$5.00.....\$50.00

TOTAL PAYOUT.....\$275.00
TOTAL PROFIT.....\$89.00

TOTAL PAYOUT PERCENT...75.55%
TOTAL PROFIT PERCENT...24.45%
WIN RATIO: 1 IN 19.2
PACKED 21 SETS PER CASE.

FORM# J-HW588

588 Hawg Wild TAKES IN:
588 PLAYS @ \$1.00.....\$588.00

SEAL WINNERS:
1 @ \$200 or 2 @ \$100.....\$200.00

INSTANT WINNERS:
6 @ \$25.00.....\$150.00
5 @ \$10.00.....\$50.00
10 @ \$5.00.....\$50.00

TOTAL PAYOUT.....\$450.00
TOTAL PROFIT.....\$138.00

TOTAL PAYOUT PERCENT...76.53%
TOTAL PROFIT PERCENT...23.47%
WIN RATIO: 1 IN 26.7
PACKED 12 SETS PER CASE.

FORM# J-HW973

973 Hawg Wild TAKES IN:
973 PLAYS @ \$1.00.....\$973.00

SEAL WINNERS:
1 @ \$300 or 2 @ \$150.....\$300.00

INSTANT WINNERS:
3 @ \$100.00.....\$300.00
5 @ \$10.00.....\$50.00
15 @ \$5.00.....\$75.00

TOTAL PAYOUT.....\$725.00
TOTAL PROFIT.....\$248.00

TOTAL PAYOUT PERCENT...74.51%
TOTAL PROFIT PERCENT...25.49%
WIN RATIO: 1 IN 40.5
PACKED 8 SETS PER CASE.

MOOLAH



TM

“YANKERS” ‘WIN’ SIZE MATTERS!



MOOLAH \$1 PER CARD

1 WINNERS NO LAST SALE
\$300

OR

2 WINNERS NO LAST SALE
\$150

OR

3 WINNERS NO LAST SALE
100
100
100

MANAGERS CHOOSE ONE OPTION ONLY

OPTION 1
1 WINNERS LAST SALE
\$300

OR

2 WINNERS LAST SALE
\$150

OR

3 WINNERS LAST SALE
100
100
100

HOLD ALL NUMBERS ENDING IN RED “00’S” FOR CHANCE AT \$300

OPTION 2
2 WINNERS LAST SALE
\$200

OR

2 WINNERS LAST SALE
\$100
\$100

FORM# J-ML182

182 Moolah TAKES IN:
182 PLAYS @ \$1.00.....\$182.00

SEAL WINNERS:
1@\$100 or 2@\$50.....\$100.00

INSTANT WINNERS:
5 @ \$5.00.....\$25.00

TOTAL PAYOUT.....\$125.00
TOTAL PROFIT.....\$57.00

TOTAL PAYOUT PERCENT...68.68%
TOTAL PROFIT PERCENT...31.32%
WIN RATIO: 1 IN 30.3
PACKED 28 SETS PER CASE.

FORM# J-ML287

287 Moolah TAKES IN:
287 PLAYS @ \$1.00.....\$287.00

SEAL WINNERS:
1@\$100 or 2@\$50.....\$100.00

INSTANT WINNERS:
1 @ \$25.00.....\$25.00
2 @ \$10.00.....\$20.00
10 @ \$5.00.....\$50.00

TOTAL PAYOUT.....\$195.00
TOTAL PROFIT.....\$92.00

TOTAL PAYOUT PERCENT...67.94%
TOTAL PROFIT PERCENT...32.06%
WIN RATIO: 1 IN 20.5
PACKED 28 SETS PER CASE.

FORM# J-ML364

364 Moolah TAKES IN:
364 PLAYS @ \$1.00.....\$364.00

SEAL WINNERS:
1@\$100 or 2@\$50.....\$100.00

INSTANT WINNERS:
3 @ \$25.00.....\$75.00
5 @ \$10.00.....\$50.00
10 @ \$5.00.....\$50.00

TOTAL PAYOUT.....\$275.00
TOTAL PROFIT.....\$89.00

TOTAL PAYOUT PERCENT...75.55%
TOTAL PROFIT PERCENT...24.45%
WIN RATIO: 1 IN 19.2
PACKED 21 SETS PER CASE.

FORM# J-ML588

588 Moolah TAKES IN:
588 PLAYS @ \$1.00.....\$588.00

SEAL WINNERS:
1@\$200 or 2@\$100.....\$200.00

INSTANT WINNERS:
6 @ \$25.00.....\$150.00
5 @ \$10.00.....\$50.00
10 @ \$5.00.....\$50.00

TOTAL PAYOUT.....\$450.00
TOTAL PROFIT.....\$138.00

TOTAL PAYOUT PERCENT...76.53%
TOTAL PROFIT PERCENT...23.47%
WIN RATIO: 1 IN 26.7
PACKED 12 SETS PER CASE.

FORM# J-ML973


973 Moolah TAKES IN:
973 PLAYS @ \$1.00.....\$973.00

SEAL WINNERS:
1@\$300 or 2@\$150.....\$300.00

INSTANT WINNERS:
3 @ \$100.00.....\$300.00
5 @ \$10.00.....\$50.00
15 @ \$5.00.....\$75.00


TOTAL PAYOUT.....\$725.00
TOTAL PROFIT.....\$248.00

TOTAL PAYOUT PERCENT...74.51%
TOTAL PROFIT PERCENT...25.49%
WIN RATIO: 1 IN 40.5
PACKED 8 SETS PER CASE.



RAGS TO RICHES

"YANKERS" 'WIN' SIZE MATTERS!



RAGS TO RICHES
 HOLD ALL NUMBERS ENDING IN RED "00'S" FOR CHANCE AT \$100
\$100
 1 WINNER
\$5
 5 WINNERS
 FORM# J-R1182

LIME

 WINS
\$100
 LIME
 MADE IN U.S.A.


FORM# J-R1182
 182 Rags to Riches
 TAKES IN:
 182 PLAYS @ \$1.00.....\$182.00
SEAL WINNERS:
 1 @ \$100 or 2 @ \$50.....\$100.00
INSTANT WINNERS:
 5 @ \$5.00.....\$25.00
TOTAL PAYOUT.....\$125.00
TOTAL PROFIT.....\$57.00
 TOTAL PAYOUT PERCENT...68.68%
 TOTAL PROFIT PERCENT...31.32%
 WIN RATIO: 1 IN 30.3
 PACKED 28 SETS PER CASE.

FORM# J-R1287
 287 Rags to Riches
 TAKES IN:
 287 PLAYS @ \$1.00.....\$287.00
SEAL WINNERS:
 1 @ \$100 or 2 @ \$50.....\$100.00
INSTANT WINNERS:
 1 @ \$25.00.....\$25.00
 2 @ \$10.00.....\$20.00
 10 @ \$5.00.....\$50.00
TOTAL PAYOUT.....\$195.00
TOTAL PROFIT.....\$92.00
 TOTAL PAYOUT PERCENT...67.94%
 TOTAL PROFIT PERCENT...32.06%
 WIN RATIO: 1 IN 20.5
 PACKED 28 SETS PER CASE.

FORM# J-R1364
 364 Rags to Riches
 TAKES IN:
 364 PLAYS @ \$1.00.....\$364.00
SEAL WINNERS:
 1 @ \$100 or 2 @ \$50.....\$100.00
INSTANT WINNERS:
 3 @ \$25.00.....\$75.00
 5 @ \$10.00.....\$50.00
 10 @ \$5.00.....\$50.00
TOTAL PAYOUT.....\$275.00
TOTAL PROFIT.....\$89.00
 TOTAL PAYOUT PERCENT...75.55%
 TOTAL PROFIT PERCENT...24.45%
 WIN RATIO: 1 IN 19.2
 PACKED 21 SETS PER CASE.

FORM# J-R1588
 588 Rags to Riches
 TAKES IN:
 588 PLAYS @ \$1.00.....\$588.00
SEAL WINNERS:
 1 @ \$200 or 2 @ \$100.....\$200.00
INSTANT WINNERS:
 6 @ \$25.00.....\$150.00
 5 @ \$10.00.....\$50.00
 10 @ \$5.00.....\$50.00
TOTAL PAYOUT.....\$450.00
TOTAL PROFIT.....\$138.00
 TOTAL PAYOUT PERCENT...76.53%
 TOTAL PROFIT PERCENT...23.47%
 WIN RATIO: 1 IN 26.7
 PACKED 12 SETS PER CASE.

FORM# J-R1973
 973 Rags to Riches
 TAKES IN:
 973 PLAYS @ \$1.00.....\$973.00
SEAL WINNERS:
 1 @ \$300 or 2 @ \$150.....\$300.00
INSTANT WINNERS:
 3 @ \$100.00.....\$300.00
 5 @ \$10.00.....\$50.00
 15 @ \$5.00.....\$75.00
TOTAL PAYOUT.....\$725.00
TOTAL PROFIT.....\$248.00
 TOTAL PAYOUT PERCENT...74.51%
 TOTAL PROFIT PERCENT...25.49%
 WIN RATIO: 1 IN 40.5
 PACKED 8 SETS PER CASE.



TaterTots

TM

"YANKERS" 'WIN' SIZE MATTERS!



TaterTots \$1 PER CARD

HOLD ALL NUMBERS ENDING IN RED "00'S" FOR CHANCE AT \$100

\$100
1 WINNER

1 WIN \$25 | 2 WINS \$10 | 10 WINS \$5

FORM# J-TA287 287 CARDS

LIME

WINS **\$100**

LIME
MADE IN U.S.A.

FORM# J-TA182

182 Tater Tots
TAKES IN:
182 PLAYS @ \$1.00.....\$182.00

SEAL WINNERS:
1@\$100 or 2@\$50.....\$100.00

INSTANT WINNERS:
5 @ \$5.00.....\$25.00

TOTAL PAYOUT.....\$125.00
TOTAL PROFIT.....\$57.00

TOTAL PAYOUT PERCENT...68.68%
TOTAL PROFIT PERCENT...31.32%
WIN RATIO: 1 IN 30.3
PACKED 28 SETS PER CASE.

FORM# J-TA287

287 Tater Tots
TAKES IN:
287 PLAYS @ \$1.00.....\$287.00

SEAL WINNERS:
1@\$100 or 2@\$50.....\$100.00

INSTANT WINNERS:
1 @ \$25.00.....\$25.00
2 @ \$10.00.....\$20.00
10 @ \$5.00.....\$50.00

TOTAL PAYOUT.....\$195.00
TOTAL PROFIT.....\$92.00

TOTAL PAYOUT PERCENT...67.94%
TOTAL PROFIT PERCENT...32.06%
WIN RATIO: 1 IN 20.5
PACKED 28 SETS PER CASE.

FORM# J-TA364

364 Tater Tots
TAKES IN:
364 PLAYS @ \$1.00.....\$364.00

SEAL WINNERS:
1@\$100 or 2@\$50.....\$100.00

INSTANT WINNERS:
3 @ \$25.00.....\$75.00
5 @ \$10.00.....\$50.00
10 @ \$5.00.....\$50.00

TOTAL PAYOUT.....\$275.00
TOTAL PROFIT.....\$89.00

TOTAL PAYOUT PERCENT...75.55%
TOTAL PROFIT PERCENT...24.45%
WIN RATIO: 1 IN 19.2
PACKED 21 SETS PER CASE.

FORM# J-TA588

588 Tater Tots
TAKES IN:
588 PLAYS @ \$1.00.....\$588.00

SEAL WINNERS:
1@\$200 or 2@\$100.....\$200.00

INSTANT WINNERS:
6 @ \$25.00.....\$150.00
5 @ \$10.00.....\$50.00
10 @ \$5.00.....\$50.00

TOTAL PAYOUT.....\$450.00
TOTAL PROFIT.....\$138.00

TOTAL PAYOUT PERCENT...76.53%
TOTAL PROFIT PERCENT...23.47%
WIN RATIO: 1 IN 26.7
PACKED 12 SETS PER CASE.

FORM# J-TA973


973 Tater Tots
TAKES IN:
973 PLAYS @ \$1.00.....\$973.00

SEAL WINNERS:
1@\$300 or 2@\$150.....\$300.00

INSTANT WINNERS:
3 @ \$100.00.....\$300.00
5 @ \$10.00.....\$50.00
15 @ \$5.00.....\$75.00

TOTAL PAYOUT.....\$725.00
TOTAL PROFIT.....\$248.00

TOTAL PAYOUT PERCENT...74.51%
TOTAL PROFIT PERCENT...25.49%
WIN RATIO: 1 IN 40.5
PACKED 8 SETS PER CASE.



The Benjamins

"YANKERS" 'WIN' SIZE MATTERS!



1 WINNERS NO LAST SALE
\$300

2 WINNERS NO LAST SALE
\$150

3 WINNERS NO LAST SALE
\$100

MANAGERS CHOOSE ONE OPTION ONLY

OPTION 1 OR **OPTION 2**

1 WINNERS LAST SALE
\$300

2 WINNERS LAST SALE
\$150

3 WINNERS LAST SALE
\$100

HOLD ALL NUMBERS ENDING IN RED "00'S" FOR CHANCE AT \$300

2 WINNERS LAST SALE
\$200

2 WINNERS LAST SALE
\$100

100

1 WINNER

\$25 **\$10** **\$5**

FORM# J-BN287

LIME

WINS

\$100

LIME

MADE IN U.S.A.

FORM# J-BN182

182 The Benjamins
TAKES IN:
182 PLAYS @ \$1.00.....\$182.00

SEAL WINNERS:
1@\$100 or 2@\$50.....\$100.00

INSTANT WINNERS:
5 @ \$5.00.....\$25.00

TOTAL PAYOUT.....\$125.00
TOTAL PROFIT.....\$57.00

TOTAL PAYOUT PERCENT...68.68%
TOTAL PROFIT PERCENT...31.32%
WIN RATIO: 1 IN 30.3
PACKED 28 SETS PER CASE.

FORM# J-BN287

287 The Benjamins
TAKES IN:
287 PLAYS @ \$1.00.....\$287.00

SEAL WINNERS:
1@\$100 or 2@\$50.....\$100.00

INSTANT WINNERS:
1 @ \$25.00.....\$25.00
2 @ \$10.00.....\$20.00
10 @ \$5.00.....\$50.00

TOTAL PAYOUT.....\$195.00
TOTAL PROFIT.....\$92.00

TOTAL PAYOUT PERCENT...67.94%
TOTAL PROFIT PERCENT...32.06%
WIN RATIO: 1 IN 20.5
PACKED 28 SETS PER CASE.

FORM# J-BN364

364 The Benjamins
TAKES IN:
364 PLAYS @ \$1.00.....\$364.00

SEAL WINNERS:
1@\$100 or 2@\$50.....\$100.00

INSTANT WINNERS:
3 @ \$25.00.....\$75.00
5 @ \$10.00.....\$50.00
10 @ \$5.00.....\$50.00

TOTAL PAYOUT.....\$275.00
TOTAL PROFIT.....\$89.00

TOTAL PAYOUT PERCENT...75.55%
TOTAL PROFIT PERCENT...24.45%
WIN RATIO: 1 IN 19.2
PACKED 21 SETS PER CASE.

FORM# J-BN588

588 The Benjamins
TAKES IN:
588 PLAYS @ \$1.00.....\$588.00

SEAL WINNERS:
1@\$200 or 2@\$100.....\$200.00

INSTANT WINNERS:
6 @ \$25.00.....\$150.00
5 @ \$10.00.....\$50.00
10 @ \$5.00.....\$50.00

TOTAL PAYOUT.....\$450.00
TOTAL PROFIT.....\$138.00

TOTAL PAYOUT PERCENT...76.53%
TOTAL PROFIT PERCENT...23.47%
WIN RATIO: 1 IN 26.7
PACKED 12 SETS PER CASE.

FORM# J-BN973


973 The Benjamins
TAKES IN:
973 PLAYS @ \$1.00.....\$973.00

SEAL WINNERS:
1@\$300 or 2@\$150.....\$300.00

INSTANT WINNERS:
3 @ \$100.00.....\$300.00
5 @ \$10.00.....\$50.00
15 @ \$5.00.....\$75.00

TOTAL PAYOUT.....\$725.00
TOTAL PROFIT.....\$248.00

TOTAL PAYOUT PERCENT...74.51%
TOTAL PROFIT PERCENT...25.49%
WIN RATIO: 1 IN 40.5
PACKED 8 SETS PER CASE.




USA



TM

"YANKERS" 'WIN' SIZE MATTERS!



USA \$1 PER CARD

HOLD ALL NUMBERS ENDING IN RED "00'S" FOR CHANCE AT \$100

\$100 1 WINNER

1 WIN \$25, 2 WINS \$10, 10 WINS \$5

FORM# J-UA287 287 CARDS

LIME

WINS **\$100**

LIME MADE IN U.S.A.

FORM# J-UA182

182 USA TAKES IN:
182 PLAYS @ \$1.00.....\$182.00

SEAL WINNERS:
1 @ \$100 or 2 @ \$50.....\$100.00

INSTANT WINNERS:
5 @ \$5.00.....\$25.00

TOTAL PAYOUT.....\$125.00
TOTAL PROFIT.....\$57.00

TOTAL PAYOUT PERCENT...68.68%
TOTAL PROFIT PERCENT...31.32%
WIN RATIO: 1 IN 30.3
PACKED 28 SETS PER CASE.

FORM# J-UA287

287 USA TAKES IN:
287 PLAYS @ \$1.00.....\$287.00

SEAL WINNERS:
1 @ \$100 or 2 @ \$50.....\$100.00

INSTANT WINNERS:
1 @ \$25.00.....\$25.00
2 @ \$10.00.....\$20.00
10 @ \$5.00.....\$50.00

TOTAL PAYOUT.....\$195.00
TOTAL PROFIT.....\$92.00

TOTAL PAYOUT PERCENT...67.94%
TOTAL PROFIT PERCENT...32.06%
WIN RATIO: 1 IN 20.5
PACKED 28 SETS PER CASE.

FORM# J-UA364

364 USA TAKES IN:
364 PLAYS @ \$1.00.....\$364.00

SEAL WINNERS:
1 @ \$100 or 2 @ \$50.....\$100.00

INSTANT WINNERS:
3 @ \$25.00.....\$75.00
5 @ \$10.00.....\$50.00
10 @ \$5.00.....\$50.00

TOTAL PAYOUT.....\$275.00
TOTAL PROFIT.....\$89.00

TOTAL PAYOUT PERCENT...75.55%
TOTAL PROFIT PERCENT...24.45%
WIN RATIO: 1 IN 19.2
PACKED 21 SETS PER CASE.

FORM# J-UA588

588 USA TAKES IN:
588 PLAYS @ \$1.00.....\$588.00

SEAL WINNERS:
1 @ \$200 or 2 @ \$100.....\$200.00

INSTANT WINNERS:
6 @ \$25.00.....\$150.00
5 @ \$10.00.....\$50.00
10 @ \$5.00.....\$50.00

TOTAL PAYOUT.....\$450.00
TOTAL PROFIT.....\$138.00

TOTAL PAYOUT PERCENT...76.53%
TOTAL PROFIT PERCENT...23.47%
WIN RATIO: 1 IN 26.7
PACKED 12 SETS PER CASE.

FORM# J-UA973


973 USA TAKES IN:
973 PLAYS @ \$1.00.....\$973.00

SEAL WINNERS:
1 @ \$300 or 2 @ \$150.....\$300.00

INSTANT WINNERS:
3 @ \$100.00.....\$300.00
5 @ \$10.00.....\$50.00
15 @ \$5.00.....\$75.00

TOTAL PAYOUT.....\$725.00
TOTAL PROFIT.....\$248.00

TOTAL PAYOUT PERCENT...74.51%
TOTAL PROFIT PERCENT...25.49%
WIN RATIO: 1 IN 40.5
PACKED 8 SETS PER CASE.



MONEY LINE™

\$1.00 PER CARD

MONEY LINE™

1 SEAL @ \$60
 2 SEALS @ \$30
 3 SEALS @ \$20

\$60 TOTAL SEAL VALUE

ALL NUMBERS ENDING IN RED 00 REGISTER TO WIN

100	800
200	900
300	1000
400	1100
500	1200
600	1300
700	1400
	1500

\$1.00 PER CARD 80 CARDS

MONEY LINE™

TOTAL SEAL VALUE

\$60

ALL NUMBERS ENDING IN RED 00 REGISTER TO WIN

1 SEAL @ \$60
 2 SEALS @ \$30
 3 SEALS @ \$20

FORM# JML80



FORM# J-ML80

**SINGLE WINDOW
 80 Money Line**

TAKES IN:
 80 PLAYS @ \$1.00.....\$80.00

SEAL WINNERS:
 1 @ \$60.00.....\$60.00
 2 @ \$30.00.....OR.....\$60.00
 3 @ \$20.00.....OR.....\$60.00

SEAL CARD HAS THREE SEALS. MANAGERS CHOOSE ONE OPTION ONLY;\$60 FOR ONE WINNER, \$30 EACH FOR TWO WINNERS OR \$20 EACH FOR THREE WINNERS.

TOTAL PAYOUT.....\$60.00
TOTAL PROFIT.....\$20.00

TOTAL PAYOUT PERCENT...75.00%
 TOTAL PROFIT PERCENT...25.00%
 WIN RATIO: 1 IN 80
 PACKED 48 SETS PER CASE.

38 ➤ **single window**

Sign-A-Line

BINGO

\$1.00 PER CARD

Sign-A-Line

80% PAYOUT

1 SEAL WINNER @ \$90
OR
2 SEAL WINNERS @ \$45
OR
3 SEAL WINNERS @ \$30

\$90 TOTAL SEAL VALUE

ALL NUMBERS ENDING IN RED 00 REGISTER TO WIN

100	800
200	900
300	1000
400	1100
500	1200
600	1300
700	1400

↓ OPEN HERE ↓

made in U.S.A.

SORRY



Please try again.

Make three correct guesses consecutively and you will establish a reputation as an expert.
-Laurence J. Peter

↓ OPEN HERE ↓

made in U.S.A.

BINGO



SIGN ON LINE

600

BINGO

Sign-A-Line

\$1.00 Per Card

\$30 \$45 \$90

\$30 \$45 \$90

\$30

All Numbers Ending in Red 00 Register To Win

or 2 Winners

or 3 Winners at



FORM# J-SL120

SINGLE WINDOW
112 Bingo Sign A Line
TAKES IN:
120 PLAYS @ \$1.00.....\$120.00

SEAL WINNERS:
1 @ \$90.00.....\$90.00
2 @ \$45.00.....OR.....\$90.00
3 @ \$30.00.....OR.....\$90.00

SEAL CARD HAS THREE SEALS. MANAGERS CHOOSE ONE OPTION ONLY;\$90 FOR ONE WINNER, \$45 EACH FOR TWO WINNERS OR \$30 EACH FOR THREE WINNERS.

TOTAL PAYOUT.....\$90.00
TOTAL PROFIT.....\$30.00

TOTAL PAYOUT PERCENT...75.00%
TOTAL PROFIT PERCENT...25.00%
WIN RATIO: 1 IN 120
PACKED 48 SETS PER CASE.

39 ➤ **single window**

BINGO

Real Deal

BINGO™
Real Deal

All Numbers Ending In Red

\$1.00 PERCARD

Total Seal Value = \$115
1, 2 or 3 Winners
Choose either
1 Seal Winner @ \$115, 2 Seal Winners @ \$57
or 3 Seal Winners @ \$38

00 Register To Win!

800 _____

900 _____

1000 _____

1100 _____

1200 _____

1300 _____

1400 _____

1500 _____



FORM# J-144

BINGO Real Deal

TAKES IN:

144 CARDS @ \$1.00.....\$144.00

SEAL WINNERS:

1 @ \$115.00 or
2 @ \$57.00 or
3 @ \$38.00.....\$115.00

TOTAL PAYOUT.....\$115.00
TOTAL PROFIT.....\$29.00

TOTAL PAYOUT PERCENT...79.86%
TOTAL PROFIT PERCENT...20.14%
WIN RATIO: 1 IN 4.80
PACKED 48 SETS PER CASE.

BINGO™
Real Deal

FORM # J-144

\$1.00 PERCARD

\$115 ← 1 WINNER AT

\$57 ← OR 2 WINNERS AT

\$38 ← OR 3 WINNERS AT

All Numbers Ending In Red 00 Register To Win!

↓ OPEN HERE ↓

made in U.S.A

SORRY

Please try again.

Make three correct guesses consecutively and you will establish a reputation as an expert.
-Laurence J. Peter

↓ OPEN HERE ↓

made in U.S.A

BINGO

SIGN ON LINE


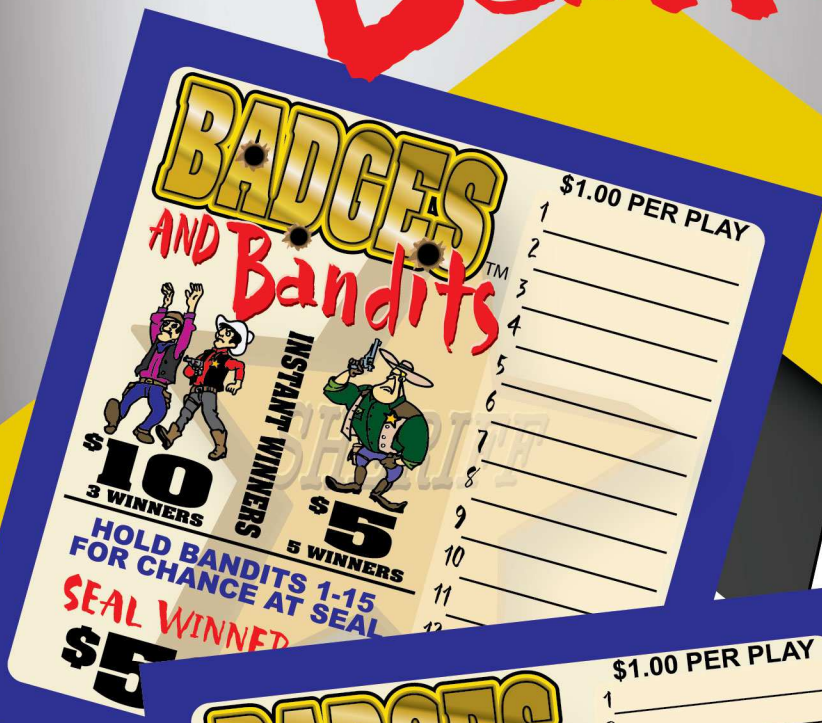
600

40 **single window**

BADGES

AND Bandits™

TM



FORM# J-BB150

SINGLE WINDOW
150 Badges And Bandits

TAKES IN:

150 PLAYS @ \$1.00.....\$150.00

SEAL WINNERS:

1 @ \$50.00.....\$50.00

INSTANT WINNERS:

3 @ \$10.00.....\$30.00

5 @ \$5.00.....\$25.00

SEAL CARD HAS TWO SEALS. MANAGERS CHOOSE ONE OPTION ONLY:\$50 FOR LAST SALE AND \$50 FOR NO LAST SALE

TOTAL PAYOUT.....\$105.00

TOTAL PROFIT.....\$45.00

TOTAL PAYOUT PERCENT...70.00%

TOTAL PROFIT PERCENT...30.00%

WIN RATIO: 1 IN 16.7

PACKED 48 SETS PER CASE.



single window

VICTORY LANE

VICTORY LANE
\$1.00 PER CARD

All cars numbered 1-15 hold for chance at

\$100
1 WINNER

\$25 INSTANT WINNER
2 WINNERS

VICTORY LANE
\$1.00 PER CARD

All cars numbered 1-15 hold for chance at

\$100
1 WINNER

\$25 INSTANT WINNER
2 WINNERS

\$5
400 WINNERS INSTANT WINNER

\$5
500 WINNERS INSTANT WINNER

Victory Lane III
JACKPOT

JACKPOT CONTRIBUTION

JACKPOT SEAL

JACKPOT SEAL

JACKPOT SEAL

JACKPOT SEAL

JACKPOT SEAL

JACKPOT SEAL

JACKPOT CARD SOLD SEPARATELY

Serial No. _____ Date _____

1
2
3
4
5
6
7
8
9
10
11
12
13
14
15

10 WINNERS
INSTANT WINNER



FORM# J-VL312/NLS

SINGLE WINDOW
312 Victory Lane
TAKES IN:

312 PLAYS @ \$1.00.....\$312.00

SEAL WINNER:
1 @ \$100.00.....\$100.00

INSTANT WINNERS:
2 @ \$25.00.....\$50.00
20 @ \$5.00.....\$100.00

TOTAL PAYOUT.....\$250.00
TOTAL PROFIT.....\$62.00

TOTAL PAYOUT PERCENT...80.13%
TOTAL PROFIT PERCENT...19.87%
WIN RATIO: 1 IN 13.6
PACKED 21 SETS PER CASE.



FORM# J-VL504

SINGLE WINDOW
504 Victory Lane
TAKES IN:

504 PLAYS @ \$1.00.....\$504.00

SEAL WINNER:
1 @ \$200.00.....\$200.00

INSTANT WINNERS:
2 @ \$25.00.....\$50.00
13 @ \$5.00.....\$65.00
13 @ \$5.00.....\$65.00

TOTAL PAYOUT.....\$380.00
TOTAL PROFIT.....\$124.00

TOTAL PAYOUT PERCENT...75.40%
TOTAL PROFIT PERCENT...24.60%
WIN RATIO: 1 IN 17.38
PACKED 14 SETS PER CASE.



FORM# J-VL660

4-POSITION
SINGLE PULL
660 Victory Lane
TAKES IN:

660 CARDS @ \$1.00.....\$660.00

SEAL WINNER:
1 @ \$200.00.....\$200.00

INSTANT WINNERS:
1 @ \$50.00.....\$50.00
3 @ \$25.00.....\$75.00
3 @ \$20.00.....\$60.00
5 @ \$10.00.....\$50.00
20 @ \$5.00.....\$100.00



TOTAL PAYOUT.....\$535.00
TOTAL PROFIT.....\$125.00

TOTAL PAYOUT PERCENT...81.06%
TOTAL PROFIT PERCENT...18.94%
WIN RATIO: 1 IN 20
PACKED 12 SETS PER CASE.



single window

GOOSE EGGS



FORM# J-GE480

SINGLE WINDOW
480 Goose Eggs
TAKES IN:
 480 PLAYS @ \$1.00.....\$480.00
SEAL WINNERS:
 1 @ \$150.00.....\$150.00
 2 @ \$75.00.....OR.....\$150.00
INSTANT WINNERS:
 15 @ \$10.00.....\$150.00
 15 @ \$5.00.....\$75.00
 SEAL CARD HAS TWO SEALS. MANAGERS CHOOSE ONE OPTION ONLY;\$150 FOR ONE WINNER OR \$75 EACH FOR TWO WINNERS.

TOTAL PAYOUT.....\$375.00
TOTAL PROFIT.....\$105.00

TOTAL PAYOUT PERCENT...78.13%
 TOTAL PROFIT PERCENT...21.88%
 WIN RATIO: 1 IN 15.48
 PACKED 14 SETS PER CASE.



FORM# J-GE680

SINGLE WINDOW
680 Goose Eggs
TAKES IN:
 680 PLAYS @ \$1.00.....\$680.00
SEAL WINNERS:
 1 @ \$300.00.....\$300.00
 2 @ \$150.00.....OR.....\$300.00
INSTANT WINNERS:
 15 @ \$10.00.....\$150.00
 15 @ \$5.00.....\$75.00
 SEAL CARD HAS TWO SEALS. MANAGERS CHOOSE ONE OPTION ONLY;\$300 FOR ONE WINNER OR \$150 EACH FOR TWO WINNERS.

TOTAL PAYOUT.....\$525.00
TOTAL PROFIT.....\$155.00

TOTAL PAYOUT PERCENT...77.21%
 TOTAL PROFIT PERCENT...22.79%
 WIN RATIO: 1 IN 21.79
 PACKED 12 SETS PER CASE.



43 **single window**

BULL'S EYE



Hit the Bull's Eye with this single window game!

BULL'S EYE
\$1.00 PER CARD

ALL RED 00 HOLD FOR CHANCE ON
1 WINNER
\$100

ALL RED 55
9 WINNERS
\$25 EACH RECEIVES

ALL RED 77
15 WINNERS
\$10 EACH RECEIVES

ALL RED 77
15 WINNERS
\$5 EACH RECEIVES

40-Winners

FORM#J-BE672 672 CARDS
100001

LEGAL GAMING PRODUCT
FORM# J-BE672
FORM# J-BE672NLS

SINGLE WINDOW
672 Bulls Eye
TAKES IN:
672 PLAYS @ \$1.00.....\$672.00
1 @ \$100.00.....\$100.00

INSTANT WINNERS:
9 @ \$25.00.....\$225.00
15 @ \$10.00.....\$150.00
15 @ \$5.00.....\$75.00

TOTAL PAYOUT.....\$550.00
TOTAL PROFIT.....\$122.00

TOTAL PAYOUT PERCENT...81.85%
TOTAL PROFIT PERCENT...18.15%
WIN RATIO: 1 IN 16.8
PACKED 12 SETS PER CASE.

44 **single window**

J ♠ A ♥ C ♣ K ♦ S TM



FORM# J-JA1992

LARGE 3 WINDOW
1992 JACKS

TAKES IN:

1992 CARDS @ \$1.00.....\$1992.00

INSTANT WINNERS:

28 @ \$50.00.....\$1400.00

1 \$100.00 LAST SALE WINNER..\$100.000

MULTIPLE WINNERS:

2 @ \$150.00.....\$300.00

3 @ \$100.00.....\$300.00

16 @ \$50.00.....\$800.00

TOTAL PAYOUT.....\$1500.00
TOTAL PROFIT.....\$492.00


TOTAL PAYOUT PERCENT...75.30%

TOTAL PROFIT PERCENT...24.70%

WIN RATIO: 1 IN 68.28

PACKED 3 SETS PER CASE

45



3 window

JACKS & JOKERS

FORM# J-JJ2160

\$1 PER CARD

JACKS & JOKERS

2 WINS \$150 \$150

3 WINS \$100 \$100 \$100

2 WINS \$60 \$60

3 WINS \$55 \$55 \$55

THIS GAME MAY CONTAIN MULTIPLES

\$50 \$5

31 WINNERS 30 WINNERS

FORM# J-JJ2160

\$1 PER CARD

JACKS & JOKERS

\$50

31 WINS

\$5

30 WINS

PAYS \$55 14 9



FORM# J-JJ2160

LARGE 3 WINDOW
2160 JACKS AND JOKERS

TAKES IN:
2160 CARDS @ \$1.00.....\$2160.00

INSTANT WINNERS:

2 @ \$150.00.....	\$300.00
3 @ \$100.00.....	\$300.00
2 @ \$60.00.....	\$120.00
3 @ \$55.00.....	\$165.00
14 @ \$50.00.....	\$700.00
23 @ \$5.00.....	\$115.00

TOTAL PAYOUT.....	\$1700.00
TOTAL PROFIT.....	\$460.00

TOTAL PAYOUT PERCENT...78.70%
TOTAL PROFIT PERCENT...21.30%
WIN RATIO: 1 IN 45.96
PACKED 3 SETS PER CASE

Bon-Bons



Bon-Bons
 All Numbers Ending In
25-50-75-00
 Hold For Chance On 1-4 Winners
\$5000

Bon-Bons
 All Numbers Ending In
25-50-75-00
 Hold For Chance On 1-4 Winners
\$5000

Bon-Bons
 All Numbers Ending In
25-50-75-00
 Hold For Chance On 1-4 Winners
\$40000

Bon-Bons
 Hold All Numbers Ending In Red
25-50-75-00
 For Chance On Seal

Bon-Bons
 All Numbers Ending In Red
25-50-75-00
 Hold For Chance On 1-4 Winners
\$10000
 Seal Value
 \$100 Per Card

Bon-Bons
 All Numbers Ending In Red
25-50-75-00
 Hold For Chance On 1-4 Winners
\$5000
 Seal Value
 \$50 Per Card

Bon-Bons
 All Numbers Ending In Red
25-50-75-00
 Hold For Chance On 1-4 Winners
\$2500
 Seal Value
 \$25 Per Card

FORM# J-14AH

5 WINDOW
 168 Bon Bons

TAKES IN:
 168 PLAYS @ \$.25.....\$42.00

SEAL WINNERS:
 1 @ \$25.00.....\$25.00
 1 TO 4 SEAL WINNERS \$25 TOTAL

FORM# J-14AI

5 WINDOW
 168 Bon Bons

TAKES IN:
 168 PLAYS @ \$.50.....\$84.00

SEAL WINNERS:
 1 @ \$50.00.....\$50.00
 1 TO 4 SEAL WINNERS \$50 TOTAL

TOTAL PAYOUT.....\$25.00
TOTAL PROFIT.....\$17.00

TOTAL PAYOUT.....\$50.00
TOTAL PROFIT.....\$34.00

TOTAL PAYOUT PERCENT...59.52%
 TOTAL PROFIT PERCENT...40.48%
 WIN RATIO: 1 IN 168
 PACKED 48 SETS PER CASE.

TOTAL PAYOUT PERCENT...59.52%
 TOTAL PROFIT PERCENT...40.48%
 WIN RATIO: 1 IN 168
 PACKED 48 SETS PER CASE.

FORM# J-14AJ

5 WINDOW
 168 Bon Bons

TAKES IN:
 168 PLAYS @ \$1.00.....\$168.00

SEAL WINNERS:
 1 @ \$100.00.....\$100.00
 1 TO 4 SEAL WINNERS \$100 TOTAL

FORM# J-15HJ

5 WINDOW
 400 Bon Bons

TAKES IN:
 400 PLAYS @ \$.50.....\$200.00

SEAL WINNERS:
 1 @ \$100.00.....\$100.00
 1 TO 4 SEAL WINNERS \$100 TOTAL

FORM# J-15HK

5 WINDOW
 400 Bon Bons

TAKES IN:
 400 PLAYS @ \$.25.....\$100.00

SEAL WINNERS:
 1 @ \$50.00.....\$50.00
 1 TO 4 SEAL WINNERS \$50 TOTAL

TOTAL PAYOUT.....\$100.00
TOTAL PROFIT.....\$68.00

TOTAL PAYOUT.....\$100.00
TOTAL PROFIT.....\$100.00

TOTAL PAYOUT.....\$50.00
TOTAL PROFIT.....\$50.00

TOTAL PAYOUT PERCENT...59.52%
 TOTAL PROFIT PERCENT...40.48%
 WIN RATIO: 1 IN 168
 PACKED 48 SETS PER CASE.

TOTAL PAYOUT PERCENT...50.00%
 TOTAL PROFIT PERCENT...50.00%
 WIN RATIO: 1 IN 400
 PACKED 21 SETS PER CASE.

TOTAL PAYOUT PERCENT...50.00%
 TOTAL PROFIT PERCENT...50.00%
 WIN RATIO: 1 IN 400
 PACKED 21 SETS PER CASE.

TWIN SEAL



Serial No. _____ Date _____

MINI 13 \$1.00 Per Card

013
113
213
313
413
513
613
713
813
913

Payable in Tickets/Cash or Merchandise

ALL NUMBERS ENDING IN 13 REGISTER FOR
\$100

ALL NUMBERS ENDING IN 777 RECEIVES
\$10 WIN

ALL NUMBERS ENDING IN 50 RECEIVES
\$5 WIN

Serial No. _____ Date _____

MINI 13 \$1.00 Per Card

013
113
213
313
413
513
613
713
813
913

Payable in Tickets/Cash or Merchandise

ALL NUMBERS ENDING IN 13 REGISTER FOR
\$100

ALL NUMBERS ENDING IN 777 RECEIVES
\$10 WIN

ALL NUMBERS ENDING IN 50 RECEIVES
\$5 WIN

Serial No. _____ Date _____

MINI 13 \$1.00 Per Card

Payable in Tickets/Cash or Merchandise

ALL NUMBERS ENDING IN 13 REGISTER FOR
\$100

ALL NUMBERS ENDING IN 777 RECEIVES
\$10 WIN

ALL NUMBERS ENDING IN 50 RECEIVES
\$5 WIN

BONUS Jackpot Award Seal Card

Seals pay either \$1, \$2, \$5, \$10, \$20 or Jackpot Award

144 additional cards have been added to a regular set of tickets to allow for a progressive jackpot award. Starting off with \$100 and adding an additional \$100 for every set run until jackpot award is paid.

SEAL WINNER OF REGULAR SET RECEIVES CHOICE OF ONE SEAL ON BACK

\$1.00 Per Card

MINI 13

Payable in Tickets/Cash or Merchandise

ALL NUMBERS ENDING IN 13 REGISTER FOR
\$100

ALL NUMBERS ENDING IN 777 RECEIVES
\$10 WIN

ALL NUMBERS ENDING IN 50 RECEIVES
\$5 WIN



FORM# J-MT210/NLS



FORM# J-MT354/NLS

5 WINDOW 210 Mini 13 TAKES IN:

210 PLAYS @ \$1.00.....	\$210.00
SEAL WINNERS:	
1 @ \$100.00.....	\$100.00
INSTANT WINNERS:	
1 @ \$10.00.....	\$10.00
12 @ \$5.00.....	\$60.00

5 WINDOW 354 Mini 13 Jackpot TAKES IN:

354 PLAYS @ \$1.00.....	\$354.00
SEAL WINNERS:	
1 @ \$100.00.....	\$100.00
INSTANT WINNERS:	
1 @ \$10.00.....	\$10.00
12 @ \$5.00.....	\$60.00
1 @ \$100.00 (Jackpot Contribution).....	\$100.00


TOTAL PAYOUT.....\$170.00
TOTAL PROFIT.....\$40.00

TOTAL PAYOUT.....\$270.00
TOTAL PROFIT.....\$84.00

TOTAL PAYOUT PERCENT...80.95%
TOTAL PROFIT PERCENT...19.05%
WIN RATIO: 1 IN 15
PACKED 28 SETS PER CASE.

TOTAL PAYOUT PERCENT...76.27%
TOTAL PROFIT PERCENT...23.73%
WIN RATIO: 1 IN 23.6
PACKED 21 SETS PER CASE.

48



5 window

LITTLE LUCKY



LITTLE LUCKY  **\$1**

HOLD ALL NUMBERS ENDING IN RED "13's" FOR CHANCE AT \$100


\$100

777 \$10
1 WINNER

ALL NUMBERS ENDING IN RED 50 \$5
12 WINNERS

FORM# J-LL354NLS 354 CARDS

SAMPLE

LITTLE LUCKY  **\$1**

HOLD ALL NUMBERS ENDING IN RED "13's" FOR CHANCE AT \$100

\$100

777 \$10
1 WINNER

ALL NUMBERS ENDING IN RED 50 \$5
12 WINNERS

013
113
213
313
413
513
613
713
813
913

BONUS **Jackpot Award**
Seal Card

Seals pay either \$1, \$2, \$5, \$10, \$20 or Jackpot Award

144 additional cards have been added to a regular set of tickets to allow for a progressive jackpot award. Starting off with \$100 and adding an additional \$100 for every set run until jackpot award is paid.

SEAL WINNER OF REGULAR SET RECEIVES CHOICE OF ONE SEAL ON BACK

FORM# J-LL354NLS

5 WINDOW
354 Little Lucky 13
TAKES IN:
354 PLAYS @ \$1.00.....\$354.00


SEAL WINNERS:
1 @ \$100.00.....\$100.00

INSTANT WINNERS:
1 @ \$10.00.....\$10.00
12 @ \$5.00.....\$60.00
1 \$100 Con. to Jackpot..... \$100.00

TOTAL PAYOUT.....\$270.00
TOTAL PROFIT.....\$84.00

TOTAL PAYOUT PERCENT...76.27%
TOTAL PROFIT PERCENT...23.73%
WIN RATIO: 1 IN 23.6
PACKED 21 SETS PER CASE.

49



5 window

MINI CLUB



FORM# J-37MC

5 WINDOW
216 Mini Club
TAKES IN:
 216 PLAYS @ \$1.00.....\$216.00

SEAL WINNERS:
 1 @ \$100.00.....\$100.00

INSTANT WINNERS:
 1 @ \$10.00.....\$10.00
 10 @ \$5.00.....\$50.00

TOTAL PAYOUT.....\$160.00
TOTAL PROFIT.....\$56.00

TOTAL PAYOUT PERCENT...74.07%
 TOTAL PROFIT PERCENT...25.93%
 WIN RATIO: 1 IN 18.00
 PACKED 36 SETS PER CASE.

50  **5 window**

Double

ZEROS

000's

Double ZEROS MASTER SEAL CARD

Seal No. _____ Date _____

Seal Value	800	_____
100	900	_____
200	1000	_____
300	1100	_____
400	1200	_____
500	1300	_____
600	1400	_____
700	1500	_____

Last Seal _____

\$100 Per Card
DOUBLE ZERO'S

ANY NO. ENDING IN
00 HAS A **\$5000**
CHANCE TO WIN

ANY NO. ENDING IN
55 EACH **\$1000**
RECEIVES 15 TIMES

ANY NO. ENDING IN
77 EACH **\$500**
RECEIVES 15 TIMES

ANY NO. ENDING IN
11-22 EACH **\$100**
33 RECEIVES 45 TIMES

—BONUS—
FREE POKER HAND
WITH EVERY CARD

J-384

J-384



FORM# J-384

FORM# J-384NLS

5 WINDOW
384 Double Zeros

TAKES IN:
384 PLAYS @ \$1.00.....\$384.00

SEAL WINNERS:
1 @ \$50.00.....\$50.00


INSTANT WINNERS:
15 @ \$10.00.....\$150.00
15 @ \$5.00.....\$75.00
45 @ \$1.00.....\$45.00

TOTAL PAYOUT.....\$320.00
TOTAL PROFIT.....\$64.00

TOTAL PAYOUT PERCENT...83.33%
TOTAL PROFIT PERCENT....16.67%
WIN RATIO: 1 IN 5.05
PACKED 21 SETS PER CASE.

Bonus
FREE poker hand
with every card!

51



5 window

PLAYERS CHOICE



Serial No. _____ Date _____

\$1.00 PER CARD

OR

50.00 TWO WINNERS OR 100.00 ONE WINNER

PLAYERS CHOICE™

900
1000
1100
1200
1300
1400
1500
Last Sale

THE CHOICE TO PAYOUT

82% PAYOUT

50.00 TWO WINNERS OR 100.00 ONE WINNER

PLAYERS CHOICE™

PLAYERS HAVE THE CHOICE TO PAYOUT 2-\$50.00 SEALS OR 1-\$100.00 SEAL

448 CARDS

ALL NUMBERS ENDING IN RED 00 SAVE FOR A CHANCE TO WIN

82% PAYOUT

50.00 TWO WINNERS OR 100.00 ONE WINNER

ALL NUMBERS ENDING IN RED 55 15 WINNERS \$10.00 EACH RECEIVES

ALL NUMBERS ENDING IN RED 77 15 WINNERS \$5.00 EACH RECEIVES

ALL NUMBERS ENDING IN RED 11-22-33 45 WINNERS \$1.00 EACH RECEIVES

82% PAYOUT FORM #J-15PC

123456



FORM# J-15PC

5 WINDOW
448 Players Choice
TAKES IN:
 448 PLAYS @ \$1.00.....\$448.00

SEAL WINNERS:
 1 @ \$100.00.....\$100.00
 2 @ \$50.00.....OR.....\$100.00

INSTANT WINNERS:
 15 @ \$10.00.....\$150.00
 15 @ \$5.00.....\$75.00
 45 @ \$1.00.....\$45.00

SEAL CARD HAS TWO SEALS. MANAGERS CHOOSE ONE OPTION ONLY;\$100 FOR ONE WINNER OR \$50 EACH FOR TWO WINNERS.

TOTAL PAYOUT.....\$370.00
TOTAL PROFIT.....\$78.00

TOTAL PAYOUT PERCENT...82.59%
 TOTAL PROFIT PERCENT...17.41%
 WIN RATIO: 1 IN 5.89
 PACKED 14 SETS PER CASE.

52



5 window



**\$100 Per Card
DOUBLE
ZERO'S**

**\$100 Per Card
DOUBLE
ZERO'S**

ANY NO. ENDING IN
00 HAS A **\$5000**
CHANCE TO WIN

ANY NO. ENDING IN
55 EACH **\$1000**
RECEIVES 15 TIMES

ANY NO. ENDING IN
77 EACH **\$500**
RECEIVES 15 TIMES

ANY NO. ENDING IN
11-22 EACH **\$100**
33 RECEIVES 45 TIMES

**— BONUS —
FREE POKER HAND
WITH EVERY CARD
520 CARDS J-15JPS**

TAKES IN
A **\$5000**

TAKES IN
G **\$1000**
ES 15 TIMES

TAKES IN
G **\$500**
S 15 TIMES

TAKES IN
R **\$100**
S 45 TIMES

US—
ER HAND
Y CARD

J-DZ528

Ending In **00** **\$5000**
Chance On...



FORM# J-DZ528

FORM# J-DZ528NLS

**5 WINDOW
528 Double 00's
TAKES IN:**
528 PLAYS @ \$1.00.....\$528.00
SEAL WINNERS:
1 @ \$50.00.....\$50.00
INSTANT WINNERS:
15 @ \$10.00.....\$150.00
15 @ \$5.00.....\$75.00
45 @ \$1.00.....\$45.00

**TOTAL PAYOUT.....\$426.00
TOTAL PROFIT.....\$101.00**

TOTAL PAYOUT PERCENT...80.74%
TOTAL PROFIT PERCENT...19.26%
WIN RATIO: 1 IN 6.9
PACKED 14 SETS PER CASE.



FORM# J-15JP

FORM# J-15JPS

**5 WINDOW
520 Double 00's
TAKES IN:**
520 PLAYS @ \$1.00.....\$520.00
SEAL WINNERS:
1 @ \$50.00.....\$50.00
INSTANT WINNERS:
15 @ \$10.00.....\$150.00
15 @ \$5.00.....\$75.00
45 @ \$1.00.....\$45.00

**TOTAL PAYOUT.....\$320.00
TOTAL PROFIT.....\$200.00**

TOTAL PAYOUT PERCENT...81.99%
TOTAL PROFIT PERCENT...18.01%
WIN RATIO: 1 IN 6.84
PACKED 12 SETS PER CASE.



144 additional cards have been added to allow for progressive jackpot award. Jackpot Progressive Award begins at \$100 and builds \$100 for every set until jackpot has been won.

1 Jackpot Seal Winner\$100.00

If jackpot is not awarded a consolation prize is won:
\$1.00, \$2.00, \$5.00, \$10.00 or \$20.00

1 Avg. Consolation Jackpot Award Seal\$6.33
Avg. Additional Progressive Payout\$106.33
Total Avg. Progressive Payout.....\$426.33
Total Avg. Progressive Profit\$101.67
TOTAL PAYOUT PERCENT...81.99%

TWIN 100'S

\$1.00 Per Card

80% PAYOUT

2-\$100.00 W

2 SEALS

\$1.00 Per Card

80% PAYOUT

2-\$100.00 W

ALL TICKETS ENDING IN RED 13 Hold Tickets For Chance On... \$100.00

Bar Bar Bar EACH RECEIVES \$20.00 2 Winners

Bell Bell Bell EACH RECEIVES \$15.00 2 Winners

Lemon Lemon Lemon EACH RECEIVES \$10.00 6 Winners

Orange Orange Orange EACH RECEIVES \$5.00 8 Winners

Cherry Cherry Cherry EACH RECEIVES \$3.00 10 Winners

ALL NUMBERS ENDING IN RED 66 EACH RECEIVES \$2.00 17 Winners

ALL NUMBERS ENDING IN RED 77, 88 & 99 EACH RECEIVES \$1.00 51 Winners

600 CARDS 80% PAYOUT FORM# J-13A



FORM# J-13A

5 WINDOW
600 Twin 100's
TAKES IN:

600 PLAYS @ \$1.00.....	\$600.00
SEAL WINNERS:	
2 @ \$100.00.....	\$200.00
INSTANT WINNERS:	
2 @ \$20.00.....	\$40.00
2 @ \$15.00.....	\$30.00
6 @ \$10.00.....	\$60.00
8 @ \$5.00.....	\$40.00
10 @ \$3.00.....	\$30.00
17 @ \$2.00.....	\$34.00
51 @ \$1.00.....	\$51.00


TOTAL PAYOUT.....\$485.00
TOTAL PROFIT.....\$115.00

TOTAL PAYOUT PERCENT...80.83%
TOTAL PROFIT PERCENT...19.17%
WIN RATIO: 1 IN 6.12
PACKED 12 SETS PER CASE.

54  **5 window**

BANKERS CLUB

TM



ALL TICKET NUMBERS ENDING IN
RED 13 HOLD FOR CHANCE ON \$

WINS
\$20 \$20
\$15 \$15

BANKER'S CLUB

Progressive JACKPOT award starts off with \$100 and additional \$100 from every game until JACKPOT is paid. Seal winner of regular set picks a number between 1&7. If it matches seal # - wins JACKPOT.

SIGN UP & PICK A # (1-7)

SEAL WINNER REVEALED ON BACKSIDE!

013	/##
113	/##
213	/##
313	/##
413	/##
513	/##
613	/##
713	/##
813	/##
913	/##
1013	/##
1113	/##
1213	/##
1313	/##
1413	/##
1513	/##
1613	/##
1713	/##
LAST SALE	/##

FORM# J-13

FORM# J-13NLS

BANKERS CLUB

ALL TICKETS ENDING IN RED
13 Hold Tickets for Chance On... **\$100.00**

EACH RECEIVES \$20.00
2 Winners

EACH RECEIVES \$15.00
2 Winners

EACH RECEIVES \$10.00
6 Winners

EACH RECEIVES \$5.00
8 Winners

EACH RECEIVES \$3.00
10 Winners

EACH RECEIVES \$2.00
17 Winners

EACH RECEIVES \$1.00
51 Winners

BANKERS CLUB

Progressive JACKPOT award starts off with \$100 and additional \$100 from every game until JACKPOT is paid. Seal winner of regular set picks a number between 1&7. If it matches seal # - wins JACKPOT.

SIGN UP & PICK A # (1-7)

SEAL WINNER REVEALED ON BACKSIDE!

013	/##
113	/##
213	/##
313	/##
413	/##
513	/##
613	/##
713	/##
813	/##
913	/##
1013	/##
1113	/##
1213	/##
1313	/##
1413	/##
1513	/##
1613	/##
1713	/##
LAST SALE	/##

FORM# J-13

FORM# J-13NLS

5 WINDOW
480 Bankers Club NLS
TAKES IN:
480 PLAYS @ \$1.00.....\$480.00

SEAL WINNERS:
1 @ \$100.00.....\$100.00

INSTANT WINNERS:
2 @ \$20.00.....\$40.00
2 @ \$15.00.....\$30.00
6 @ \$10.00.....\$60.00
8 @ \$5.00.....\$40.00
10 @ \$3.00.....\$30.00
17 @ \$2.00.....\$34.00
51 @ \$1.00.....\$51.00

TOTAL PAYOUT.....\$385.00
TOTAL PROFIT.....\$95.00

TOTAL PAYOUT PERCENT...80.21%
TOTAL PROFIT PERCENT...19.79%
WIN RATIO: 1 IN 4.95
PACKED 12 SETS PER CASE.

FORM# J-BC528

FORM# J-BC528NLS

5 WINDOW
528 Bankers Club NLS
TAKES IN:
528 PLAYS @ \$1.00.....\$528.00

SEAL WINNERS:
1 @ \$100.00.....\$100.00

INSTANT WINNERS:
2 @ \$20.00.....\$40.00
2 @ \$15.00.....\$30.00
6 @ \$10.00.....\$60.00
8 @ \$5.00.....\$40.00
10 @ \$3.00.....\$30.00
17 @ \$2.00.....\$34.00
51 @ \$1.00.....\$51.00

TOTAL PAYOUT.....\$385.00
TOTAL PROFIT.....\$143.00

TOTAL PAYOUT PERCENT...72.92%
TOTAL PROFIT PERCENT...27.08%
WIN RATIO: 1 IN 5.4
PACKED 14 SETS PER CASE.



FORM# J-13JP

5 WINDOW
480+144 Bankers Club
TAKES IN:
624 PLAYS @ \$1.00.....\$624.00

SEAL WINNERS:
1 @ \$100.00.....\$100.00

INSTANT WINNERS:
2 @ \$20.00.....\$40.00
2 @ \$15.00.....\$30.00
6 @ \$10.00.....\$60.00
8 @ \$5.00.....\$40.00
10 @ \$3.00.....\$30.00
17 @ \$2.00.....\$34.00
51 @ \$1.00.....\$51.00

TOTAL PAYOUT.....\$385.00
TOTAL PROFIT.....\$239.00

TOTAL PAYOUT PERCENT...79.10%
TOTAL PROFIT PERCENT...20.90%
WIN RATIO: 1 IN 6.43
PACKED 12 SETS PER CASE.

144 additional cards have been added to allow for progressive jackpot award. Jackpot Progressive Award begins at \$100 and builds \$100 for every set until jackpot has been won.

1 Jackpot Seal Winner\$100.00

If jackpot is not awarded a consolation prize is won:
\$1.00, \$2.00, \$5.00, \$10.00 or \$20.00

1 Avg. Consolation Jackpot Award Seal\$8.33
Avg. Additional Progressive Payout\$108.83
Total Avg. Progressive Payout\$493.83
Total Avg. Progressive Profit\$130.17
TOTAL PAYOUT PERCENT...79.1%

300 CLUB TM

300 CLUB
FORM# J-161

1 WINNER **\$300**

OPEN HERE

HOLD NUMBERS 055 to 1755 FOR A CHANCE ON \$300

055	955
155	1055
255	1155
355	1255
455	1355
555	1455
655	1555
755	1655
855	1755

NUMBERS

100	200	300	WIN \$10 18 WINNERS
400	500	600	
700	800	900	
1000	1100	1200	
1300	1400	1500	
1600	1700	1800	

FORM# J-161 LABEL HERE

300 CLUB \$1.00 Per Card

76% PAYOUT

NUMBERS

055	155	255
355	455	555
655	755	855
955	1055	1155
1255	1355	1455
1555	1655	1755

HOLD TICKETS FOR CHANCE ON \$300.00 - 1 WINNER

NUMBERS

100	200	300
400	500	600
700	800	900
1000	1100	1200
1300	1400	1500
1600	1700	1800

WIN \$10.00
19 WINNERS

624 CARDS FORM NO. #J-161
100003

SIGN UP **055**
ZERO FIVE FIVE

1155
ONE ONE FIVE FIVE

863
EIGHT SIX THREE

394
THREE NINE FOUR

464
FOUR SIX FOUR



FORM# J-161

5 WINDOW
624 300 CLUB

TAKES IN:
624 PLAYS @ \$1.00.....\$624.00

SEAL WINNERS:
1 @ \$300.00.....\$300.00

INSTANT WINNERS:
18 @ \$10.00.....\$180.00

TOTAL PAYOUT.....\$480.00
TOTAL PROFIT.....\$144.00

TOTAL PAYOUT PERCENT...76.92%
TOTAL PROFIT PERCENT...23.08%
WIN RATIO: 1 IN 32.84
PACKED 12 SETS PER CASE.

BINGO

TM



\$100.00

MASTER SEAL CARD

ALL TICKETS ENDING IN 00 HOLD TICKETS FOR CHANCE ON \$100.00

100	800	1600	2400
200	900	1700	2500
300	1000	1800	2600
400	1100	1900	2700
500	1200	2000	2800
600	1300	2100	2900
700	1400	2200	3000
	1500	2300	



FORM# J-20

All Bingo Winners must read left to right and be only 3 digits!

5 WINDOW
624 BINGO
TAKES IN:
 624 PLAYS @ \$1.00.....\$624.00
SEAL WINNERS:
 1 @ \$100.00.....\$100.00
INSTANT WINNERS:
 16 @ \$25.00.....\$400.00

\$100 SEAL

TOTAL PAYOUT.....\$500.00
TOTAL PROFIT.....\$124.00

TOTAL PAYOUT PERCENT...80.13%
 TOTAL PROFIT PERCENT...19.87%
 WIN RATIO: 1 IN 36.71
 PACKED 12 SETS PER CASE.

57 > 5 window

Gusher

Seals Pay:

\$50	\$30
2 WINNERS	2 WINNERS
\$10	\$5
8 WINNERS	8 WINNERS

Red Numbers 100-200-300
400-500-600-700-800-900
1000-1100-1200-1300-1400
1500-1600-1700-1800-1900-2000
Receive one designated seal from above 20 seals. All Seals Go

All tickets ending in **RED 11** win \$2
30 WINNERS

All tickets ending in **RED 22-33** win \$1
60 WINNERS

Seal Value \$100

077	1377
177	1477
277	1577
377	1677
477	1777
577	1877
677	1977
777	2077
877	2177
977	2277
1077	2377
1177	2477
1277	LASE SALE

\$100
ALL TICKETS ENDING IN RED 77
HOLD CHANCE ON
ALL NUMBERS ENDING IN RED 00
RECEIVE ONE DESIGNATED SEAL
ALL 20 SEALS PAYOUT

2 winners win \$50.00
2 winners win \$30.00
8 winners win \$10.00
8 winners win \$5.00
All Numbers Ending in Red 11 30 Winners \$2.00
All Numbers Ending in Red 22-33 60 Winners \$1.00

PROGRESSIVE JACKPOT

SERIAL# _____ / JACKPOT AMOUNT _____

FORM# J-21RW
FORM# J-21RWNL

5 WINDOW 624 Gusher TAKES IN:

624 PLAYS @ \$1.00.....\$624.00

SEAL WINNERS:

1 @ \$100.00.....	\$100.00
2 @ \$50.00.....	\$100.00
2 @ \$30.00.....	\$60.00
8 @ \$10.00.....	\$80.00
8 @ \$5.00.....	\$40.00

INSTANT WINNERS:

30 @ \$2.00.....	\$60.00
60 @ \$1.00.....	\$60.00

TOTAL PAYOUT.....\$500.00
TOTAL PROFIT.....\$124.00

TOTAL PAYOUT PERCENT...80.13%
TOTAL PROFIT PERCENT...19.87%
WIN RATIO: 1 IN 5.62
PACKED 12 SETS PER CASE.

FORM# J-21PA
FORM# J-21PANL

5 WINDOW 624 Gusher TAKES IN:

624 PLAYS @ \$1.00.....\$624.00

SEAL WINNERS:

1 @ \$100.00.....	\$100.00
2 @ \$50.00.....	\$100.00
2 @ \$30.00.....	\$60.00
8 @ \$10.00.....	\$80.00
8 @ \$5.00.....	\$40.00

INSTANT WINNERS:

30 @ \$2.00.....	\$60.00
60 @ \$1.00.....	\$60.00

TOTAL PAYOUT.....\$500.00
TOTAL PROFIT.....\$124.00

TOTAL PAYOUT PERCENT...80.13%
TOTAL PROFIT PERCENT...19.87%
WIN RATIO: 1 IN 5.62
PACKED 12 SETS PER CASE.

FORM# J-GU696JP

5 WINDOW 696 JP Gusher TAKES IN:

696 PLAYS @ \$1.00.....\$696.00

SEAL WINNERS:

1 @ \$100.00.....	\$100.00
2 @ \$50.00.....	\$100.00
2 @ \$30.00.....	\$60.00
8 @ \$10.00.....	\$80.00
8 @ \$5.00.....	\$40.00

INSTANT WINNERS:

30 @ \$2.00.....	\$60.00
60 @ \$1.00.....	\$60.00
\$50 Jackpot Contributi.....	\$50.00

TOTAL PAYOUT.....\$550.00
TOTAL PROFIT.....\$146.00

TOTAL PAYOUT PERCENT...79.02%
TOTAL PROFIT PERCENT...20.98%
WIN RATIO: 1 IN 6.27
PACKED 12 SETS PER CASE.

FORM# J-GU696

5 WINDOW 696 Gusher TAKES IN:

696 PLAYS @ \$1.00.....\$696.00

SEAL WINNERS:

1 @ \$100.00.....	\$100.00
2 @ \$50.00.....	\$100.00
2 @ \$30.00.....	\$60.00
8 @ \$10.00.....	\$80.00
8 @ \$5.00.....	\$40.00

INSTANT WINNERS:

30 @ \$2.00.....	\$60.00
60 @ \$1.00.....	\$60.00

TOTAL PAYOUT.....\$500.00
TOTAL PROFIT.....\$196.00

TOTAL PAYOUT PERCENT...71.84%
TOTAL PROFIT PERCENT...28.16%
WIN RATIO: 1 IN 6.27
PACKED 12 SETS PER CASE.

Century Club

Club Club Club Club

All Tickets Ending in Red 00 Hold Tickets for Chance

1000
1100
1200
1300
1400
1500
1600
1700

Century Club™

Pays \$100.00

80% PAYOUT

\$1.00 PER CARD

	PAYS \$100.00	No.'s ENDING IN RED 00	\$100.00
Sevens Sevens Sevens	1 WINNER	SIGN FOR CHANCE ON	1 WINNER
	PAYS \$50.00		PAYS \$5.00
Bar Bar Bar	2 WINNERS	Orange Orange Orange	8 WINNERS
	PAYS \$25.00		PAYS \$3.00
Bell Bell Bell	2 WINNERS	Cherry Cherry Cherry	10 WINNERS
	PAYS \$10.00	No.'s ENDING IN RED 66-77-88-99	PAYS \$1.00
Lemon Lemon Lemon	6 WINNERS		68 WINNERS

CENTURY CLUB™

\$1.00 PER CARD

	PAYS \$100.00	No.'s ENDING IN RED 00	\$100.00
Sevens Sevens Sevens	1 WINNER	SIGN FOR CHANCE ON	1 WINNER
	PAYS \$50.00		PAYS \$5.00
Bar Bar Bar	2 WINNERS	Orange Orange Orange	8 WINNERS
	PAYS \$25.00		PAYS \$3.00
Bell Bell Bell	2 WINNERS	Cherry Cherry Cherry	10 WINNERS
	PAYS \$10.00	No.'s ENDING IN RED 66-77-88-99	PAYS \$1.00
Lemon Lemon Lemon	6 WINNERS		68 WINNERS

MADE IN U.S.A.

2006

WIN 100

236

WIN 100

236

WIN 100

236

WIN 100

236

FORM# J-CL690

FORM# J-CL690NLS

5 WINDOW

690 Century Club LS TAKES IN:

690 PLAYS @ \$1.00.....\$690.00

SEAL WINNERS:

1 @ \$100.00.....\$100.00

INSTANT WINNERS:

1 @ \$100.00.....\$100.00

2 @ \$50.00.....\$100.00

2 @ \$25.00.....\$50.00

6 @ \$10.00.....\$60.00

8 @ \$5.00.....\$40.00

10 @ \$3.00.....\$30.00

68 @ \$1.00.....\$68.00

TOTAL PAYOUT.....\$548.00

TOTAL PROFIT.....\$142.00

TOTAL PAYOUT PERCENT...79.42%



TOTAL PROFIT PERCENT...20.58%

WIN RATIO: 1 IN 7

PACKED 12 SETS PER CASE.



500 CLUB™



777 → PAYS \$100.00 **No.'s ENDING IN RED 00** PAYS \$500.00
 Sevens Sevens Sevens 1 WINNER SIGN FOR CHANCE ON 1 WINNER

Bar Bar Bar → PAYS \$50.00 **Orange Orange Orange** PAYS \$10.00
 2 WINNERS 8 WINNERS

Bell Bell Bell → PAYS \$20.00 **Cherry Cherry Cherry** PAYS \$4.00
 2 WINNERS 10 WINNERS

Lemon Lemon Lemon → PAYS \$15.00 **No.'s ENDING IN RED 66-77-88-99** PAYS \$2.00
 6 WINNERS 68 WINNERS

J-FC690



FORM# J-FC690

5 WINDOW
690 500 Club
TAKES IN:

690 PLAYS @ \$2.00.....\$1380.00

SEAL WINNERS:

1 @ \$500.00.....\$500.00

INSTANT WINNERS:

1 @ \$100.00.....\$100.00

2 @ \$50.00.....\$100.00

2 @ \$20.00.....\$40.00

6 @ \$15.00.....\$90.00

8 @ \$10.00.....\$80.00

10 @ \$4.00.....\$40.00

68 @ \$2.00.....\$136.00

TOTAL PAYOUT.....\$1086.00
TOTAL PROFIT.....\$294.00

TOTAL PAYOUT PERCENT...78.70%

TOTAL PROFIT PERCENT...21.30%

WIN RATIO: 1 IN 7

PACKED 12 SETS PER CASE.

60 ► 5 window

CLUB

213

213

\$100 PER CARD

Serial No. _____ Date _____

CLUB 213

\$100 PER CARD

013 _____ 913 _____
 113 _____ 1013 _____
 213 _____ 1113 _____
 313 _____ 1213 _____
 413 _____ 1313 _____
 513 _____ 1413 _____
 613 _____
 713 _____
 813 _____

LAST SALE

ALL TICKETS ENDING IN RED 13 HOLD FOR CHANCE

	WINS \$50.00	1 WINNER		WINS \$20.00	2 WINNERS
	WINS \$20.00	2 WINNERS		WINS \$15.00	2 WINNERS
	WINS \$15.00	2 WINNERS		WINS \$5.00	2 WINNERS

ALL TICKETS ENDING IN 66-77-88-99

Serial No. _____ Date _____

CLUB 213

\$100 PER CARD

ALL TICKETS ENDING IN RED 13 HOLD TICKETS FOR CHANCE ON

 **WINS \$50.00** 1 WINNER
 **WINS \$20.00** 2 WINNERS
 **WINS \$15.00** 2 WINNERS
 **WINS \$10.00** 6 WINNERS
 **WINS \$5.00** 20 WINNERS
 **WINS \$2.00** 72 WINNERS

696 CARDS 78% PAY OUT Form J-213
 164823

FORM# J-213

5 WINDOW
696 Club 213
TAKES IN:

696 PLAYS @ \$1.00.....\$696.00

SEAL WINNERS:

1 @ \$213.00.....\$213.00

INSTANT WINNERS:

1 @ \$50.00.....\$50.00
 2 @ \$20.00.....\$40.00
 2 @ \$15.00.....\$30.00
 6 @ \$10.00.....\$60.00
 8 @ \$5.00.....\$40.00
 20 @ \$2.00.....\$40.00
 72 @ \$1.00.....\$72.00

TOTAL PAYOUT.....\$545.00
TOTAL PROFIT.....\$151.00

TOTAL PAYOUT PERCENT...78.30%
 TOTAL PROFIT PERCENT...21.70%
 WIN RATIO: 1 IN 6.21
 PACKED 12 SETS PER CASE.



FORM# J-213A

5 WINDOW
960 Club 213
TAKES IN:

960 PLAYS @ \$1.00.....\$960.00

SEAL WINNERS:

2 @ \$213.00.....\$426.00

INSTANT WINNERS:

1 @ \$50.00.....\$50.00
 2 @ \$20.00.....\$40.00
 2 @ \$15.00.....\$30.00
 6 @ \$10.00.....\$60.00
 8 @ \$5.00.....\$40.00
 20 @ \$2.00.....\$40.00
 72 @ \$1.00.....\$72.00

TOTAL PAYOUT.....\$758.00
TOTAL PROFIT.....\$202.00

TOTAL PAYOUT PERCENT...78.96%
 TOTAL PROFIT PERCENT...21.04%
 WIN RATIO: 1 IN 8.50
 PACKED 8 SETS PER CASE.



FORM# J-213JP

5 WINDOW
840 Jackpot Club 213
TAKES IN:

840 PLAYS @ \$1.00.....\$840.00

SEAL WINNERS:

1 @ \$213.00.....\$213.00

INSTANT WINNERS:

1 @ \$50.00.....\$50.00
 2 @ \$20.00.....\$40.00
 2 @ \$15.00.....\$30.00
 6 @ \$10.00.....\$60.00
 8 @ \$5.00.....\$40.00
 20 @ \$2.00.....\$40.00
 72 @ \$1.00.....\$72.00

TOTAL PAYOUT.....\$545.00
TOTAL PROFIT.....\$295.00

TOTAL PAYOUT PERCENT...77.50%
 TOTAL PROFIT PERCENT...22.50%
 WIN RATIO: 1 IN 7.50
 PACKED 8 SETS PER CASE.

144 additional cards have been added to allow for progressive jackpot award. Jackpot Progressive Award begins at \$100 and builds \$100 for every set until jackpot has been won.

1 Jackpot Seal Winner\$100.00

If jackpot is not awarded a consolation prize is won:
 \$1.00, \$2.00, \$5.00, \$10.00 or \$20.00

1 Avg. Consolation Jackpot Award Seal\$6.33
 Avg. Additional Progressive Payout\$106.33
 Total Avg. Progressive Payout.....\$651.33
 Total Avg. Progressive Profit\$188.67
TOTAL PAYOUT PERCENT...77.50%

BINGO Coverall

TM

DOLLAR BINGO COVERALL
 \$1.00 per card

Tickets Read Left to Right to Win

DOLLAR BINGO COVERALL
 \$1.00 per card

Any # ending in RED 00 hold for chance at **\$100**
 Blue Coverall Wins **\$75**
 16 Red Bingo's Win \$25
 Tickets Read Left to Right to Win
 Bingo Must Be 3 Digits Only

546891

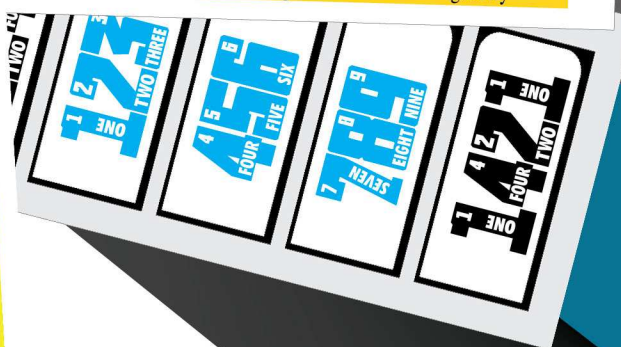
HOLD ALL TICKETS WITH **\$100**
 RED 00 FOR CHANCE ON

WINNING NUMBERS APPEAR IN **RED**
\$25
 16 Winners

- | | | | |
|-----|-----|-----|-----|
| 159 | 321 | 951 | 753 |
| 147 | 357 | 963 | 789 |
| 258 | 654 | 852 | 456 |
| 369 | 987 | 741 | 123 |

Blue Coverall Wins: **\$75**

Numbers: 123 456 789 All on SAME card



\$100 SEAL

\$75 INSTANT BLUE COVERALL

62 **5 window**



FORM# J-DB732

FORM# J-DB732NLS

5 WINDOW
 732 Dollar Bingo Coverall
TAKES IN:
 732 PLAYS @ \$1.00.....\$732.00
SEAL WINNERS:
 1 @ \$100.00.....\$100.00
COVERALL WINNER:
 1 @ \$75.00.....\$75.00
INSTANT WINNERS:
 16 @ \$25.00.....\$400.00

TOTAL PAYOUT.....\$575.00
TOTAL PROFIT.....\$157.00

TOTAL PAYOUT PERCENT...78.55%
 TOTAL PROFIT PERCENT...21.45%
 WIN RATIO: 1 IN 40.67
 PACKED 12 SETS PER CASE.



FORM# J-MG744

5 WINDOW
 744 Mean Green Lucky 13
TAKES IN:
 744 PLAYS @ \$1.00.....\$744.00
SEAL WINNERS:
 1 @ \$250.00.....\$250.00
INSTANT WINNERS:
 1 @ \$113.00.....\$113.00
 17 @ \$13.00.....\$221.00

TOTAL PAYOUT.....\$584.00
TOTAL PROFIT.....\$160.00

TOTAL PAYOUT PERCENT...78.49%
 TOTAL PROFIT PERCENT...21.51%
 WIN RATIO: 1 IN 39.16
 PACKED 12 SETS PER CASE.

63  **5 window**

HIGH ROLLER

HIGH ROLLER OVER 80% PAY OUT!

BAR BAR BAR	PAYS \$50.00 2 WINNERS
BELL BELL BELL	PAYS \$20.00 2 WINNERS
LEMON LEMON LEMON	PAYS \$10.00 2 WINNERS
111-222-333	PAYS \$5.00
444-555-666	PAYS \$5.00
777-888-999	PAYS \$5.00
NUMBERS ENDING IN RED: 11-22-33	PAYS \$1.00 90 WINNERS

SEALS PAY

\$50	\$30
2 WINNERS	2 WINNERS
\$10	\$5
8 WINNERS	8 WINNERS

LAST SALE RECEIVES EITHER

\$25.00	\$50.00
\$50.00	\$75.00
\$75.00	\$100.00

Numbers below receive chance of one of 20 seals

100	200	300	400
500	600	700	800
900	1000	1100	1200
1300	1400	1500	1600
1700	1800	1900	2000

HIGH ROLLER \$1.00 Per Card

BAR BAR BAR	PAYS \$50.00 2 WINNERS
BELL BELL BELL	PAYS \$20.00 2 WINNERS
LEMON LEMON LEMON	PAYS \$10.00 2 WINNERS
111-222-333	PAYS \$5.00
444-555-666	PAYS \$5.00
777-888-999	PAYS \$5.00
ENDINGS IN RED: 11-22-33	PAYS \$1.00 90 WINNERS
ANY NUMBER ENDING IN RED: 00	2-\$50 — 2-\$30 8-\$10 — 8-\$5 Receives Choice of 1 Seal

LAST SALE RECEIVES EITHER

\$25 — \$50 — \$75 — \$100 (1) Winner

126 WINNERS OVER 80% PAYOUT

ONE ONE ONE

TWO FOUR

FIVE SEVEN

ONE FOUR SIX ONE

FORM# J-23

5 WINDOW 792 HIGH ROLLER TAKES IN:

792 PLAYS @ \$1.00.....\$792.00

SEAL WINNERS:

2 @ \$50.00\$100.00
2 @ \$30.00\$60.00
8 @ \$10.00\$80.00
8 @ \$5.00\$40.00

INSTANT WINNERS:

2 @ \$50.00\$100.00
2 @ \$20.00\$40.00
2 @ \$10.00\$20.00
9 @ \$5.00\$45.00
90 @ \$1.00\$90.00

LAST SALE EITHER (\$100, \$75, \$50, \$20) AVERAGE.....\$62.50

TOTAL PAYOUT.....\$637.50

TOTAL PROFIT.....\$154.50

TOTAL PAYOUT PERCENT...80.49%
TOTAL PROFIT PERCENT...19.51%
WIN RATIO: 1 IN 6.34
PACKED 8 SETS PER CASE.

HAPPY HOUR™



FORM# J-29

**5 WINDOW
1008 Happy Hour**

1008 PLAYS

INSTANT WINNERS:

- 2 - FULL PRICE WINDOWS
- 2 - 1/2 PRICE WINDOWS
- 1 - \$0.10 WINDOW

PACKED 7 SETS PER CASE.

FORM# J-29A

**5 WINDOW
1008 Happy Hour**

1008 PLAYS

INSTANT WINNERS:

- 3 - FULL PRICE WINDOWS
- 1 - 1/2 PRICE WINDOWS
- 1 - \$0.25 WINDOW

PACKED 7 SETS PER CASE.

FORM# J-29B

**5 WINDOW
1008 Happy Hour**

1008 PLAYS

INSTANT WINNERS:

- 3 - FULL PRICE WINDOWS
- 1 - 1/2 PRICE WINDOWS
- 1 - \$0.50 WINDOW

PACKED 7 SETS PER CASE.

FORM# J-29C

**5 WINDOW
1008 Happy Hour**


1008 PLAYS

INSTANT WINNERS:

- 3 - FULL PRICE WINDOWS
- 1 - 1/2 PRICE WINDOWS
- 1 - \$1.00 WINDOW

PACKED 7 SETS PER CASE.

65



5 window

WINNERS GALORE

WINNERS GALORE \$1 PER CARD
FORM # J-5W

NUMBERS	177 577	NUMBERS	333 999	NUMBERS	50 550	NUMBERS	100 600
	277 677		666		150 650		200 700
	377 777				250 750		300 800
	477 877				350 850		400 900
					450 950		500 000
	win \$5		win \$25		win \$2		win \$2



FORM# J-5W

FORM# J-5WA

5 WINDOW

200 Winners Galore

TAKES IN:

200 PLAYS @ \$1.00.....\$200.00

INSTANT WINNERS:

3 @ \$25.00.....\$75.00

8 @ \$5.00.....\$40.00

20 @ \$2.00.....\$40.00

TOTAL PAYOUT.....\$155.00

TOTAL PROFIT.....\$45.00


TOTAL PAYOUT PERCENT...77.50%

TOTAL PROFIT PERCENT...22.50%

WIN RATIO: 1 IN 6.45

PACKED 28 SETS PER CASE.

66



5 window

Quarter Joe

Super Super Quarter Joe
 \$1.00 PER CARD
 38 TOTAL WINNERS
 NUMBERS IN RED...
 1000 2000 3000
 4000 5000 6000
 6 WINNERS PAY \$50
 NUMBERS IN RED...
 111 • 1111 • 2111 • 3111
 222 • 1222 • 2222 • 3222
 333 • 1333 • 2333 • 3333
 444 • 1444 • 2444 • 3444
 555 • 1555 • 2555 • 3555
 666 • 1666 • 2666 • 3666
 777 • 1777 • 2777 • 3777
 888 • 1888 • 2888 • 3888
 32 WINNERS PAY \$25
 FORM #J1102

Quarter Joe
 \$1 Per Card
 WINNERS \$2500 EACH
 333 • 444
 777 • 888
 1333 • 1444
 1777 • 1888
 2333 • 2444
 2777 • 2888
 3333 • 3444
 3777 • 3888
 FORM NO. #J-24A

Super Quarter Joe
 \$1.00 Per Card
 1000, 2000, 3000
 9% Payout
 32 Red Winners Pay \$25.00 Each
 2111 3111
 2222 3222
 2333 3333
 2444 3444
 555 3555
 666 3666
 777 3777
 888 3888
 FORM NO. #J-24

Quarter Joe
 \$1 PER CARD
 79% PAYOUT
 32 RED WINNERS PAY \$25.00 EACH
 1008 CARDS
 111 • 222 • 333 • 444 • 555 • 666 • 777 • 888
 1111 • 1222 • 1333 • 1444 • 1555 • 1666 • 1777 • 1888
 2111 • 2222 • 2333 • 2444 • 2555 • 2666 • 2777 • 2888
 3111 • 3222 • 3333 • 3444 • 3555 • 3666 • 3777 • 3888
 FORM #J-24



FORM# J-24

5 WINDOW
 1008 Quarter Joe
 TAKES IN:
 1008 PLAYS @ \$1.00.....\$1008.00
 INSTANT WINNERS:
 32 @ \$25.00.....\$800.00
 ONE CARD IN EACH SET HAS 2 - \$25 WINNERS

TOTAL PAYOUT.....\$800.00
 TOTAL PROFIT.....\$208.00

TOTAL PAYOUT PERCENT...79.37%
 TOTAL PROFIT PERCENT...20.63%
 WIN RATIO: 1 IN 31.50
 PACKED 8 SETS PER CASE.



FORM# J-24A

5 WINDOW
 1104 Quarter Joe
 TAKES IN:
 1104 PLAYS @ \$1.00.....\$1104.00
 INSTANT WINNERS:
 34 @ \$25.00.....\$850.00
 ONE CARD IN EACH SET HAS 2 - \$25 WINNERS

TOTAL PAYOUT.....\$850.00
 TOTAL PROFIT.....\$254.00

TOTAL PAYOUT PERCENT...76.99%
 TOTAL PROFIT PERCENT...23.01%
 WIN RATIO: 1 IN 32.47
 PACKED 7 SETS PER CASE.



FORM# J-1101

5 WINDOW
 1152 Super Quarter Joe
 TAKES IN:
 1152 PLAYS @ \$1.00.....\$1152.00
 INSTANT WINNERS:
 3 @ \$50.00.....\$150.00
 32 @ \$25.00.....\$800.00
 ONE CARD IN EACH SET HAS 2 - \$25 WINNERS

TOTAL PAYOUT.....\$950.00
 TOTAL PROFIT.....\$202.00

TOTAL PAYOUT PERCENT...82.47%
 TOTAL PROFIT PERCENT...17.53%
 WIN RATIO: 1 IN 32.91
 PACKED 7 SETS PER CASE.




FORM# J-1102

5 WINDOW
 1320 Super Super Quarter Joe
 TAKES IN:
 1320 PLAYS @ \$1.00.....\$1320.00
 INSTANT WINNERS:
 6 @ \$50.00.....\$300.00
 32 @ \$25.00.....\$800.00
 ONE CARD IN EACH SET HAS 2 - \$25 WINNERS

TOTAL PAYOUT.....\$1100.00
 TOTAL PROFIT.....\$220.00

TOTAL PAYOUT PERCENT...83.33%
 TOTAL PROFIT PERCENT...16.67%
 WIN RATIO: 1 IN 34.74
 PACKED 7 SETS PER CASE.

67



5 window

5 ⇒ \$50.00 BILLS

50¢ Per Card

5 = \$50.00 Bills

Lucky 7

GREEN TICKETS	YELLOW TICKETS	ORANGE TICKETS
077 - \$10.00	077 - \$50.00	077 - \$10.00
177 - \$10.00	177 - \$50.00	177 - \$10.00
277 - \$10.00	277 - \$50.00	277 - \$10.00
377 - \$10.00	377 - \$50.00	377 - \$10.00
477 - \$10.00	477 - \$50.00	477 - \$10.00
ENDING IN 7	ENDING IN 7	ENDING IN 7
50¢	\$1.00	50
REPEATS 45 TIMES	REPEATS 45 TIMES	REPEATS 45



FORM# J-32

5 WINDOW

1104 5 \$50 Bills

TAKES IN:

1104 PLAYS @ \$0.50.....\$552.00

INSTANT WINNERS:

5 @ \$50.00.....\$250.00

10 @ \$10.00.....\$100.00

45 @ \$1.00.....\$45.00

90 @ \$0.50.....\$45.00

TOTAL PAYOUT.....\$440.00

TOTAL PROFIT.....\$112.00


TOTAL PAYOUT PERCENT...79.71%

TOTAL PROFIT PERCENT...20.29%

WIN RATIO: 1 IN 7.36

PACKED 7 SETS PER CASE.

68



5 window

POT of GOLD

NUMBERS BELOW SIGN-UP FOR
\$100 MASTER SEAL

\$50 3 WINNERS
\$30 3 WINNERS
\$25 3 WINNERS
\$20 3 WINNERS
\$10 12 WINNERS

SEALS PAY:
000 PAYS \$20.00 2 WINNERS
000 PAYS \$5.00 6 WINNERS
 NUMBERS ENDING IN RED 66-77-88-99 PAYS \$1.00 120 WINNERS

NUMBERS BELOW SIGN-UP FOR
\$250 MASTER SEAL

\$50 3 WINNERS
\$30 3 WINNERS
\$25 3 WINNERS
\$20 3 WINNERS
\$10 12 WINNERS
\$5 6 WINNERS

SEALS PAY:
000 PAYS \$20.00 2 WINNERS
000 PAYS \$5.00 6 WINNERS
000 PAYS \$2.00 10 WINNERS
 NUMBERS ENDING IN RED 66-77-88-99 PAYS \$1.00 120 WINNERS

POT of GOLD

077 • 177 • 277 • 377 • 477 • 577 • 677
 777 • 877 • 977 • 1077 • 1177 • 1277 • 1377
 1477 • 1577 • 1677 • 1777 • 1877 • 1977
 2077 • 2177 • 2277 • 2377 • 2477 • 2577
 2677 • 2777 • 2877 • 2977

NUMBERS ABOVE OPEN ONE SEAL EACH

ACCORDING TO DESIGNATED NUMBER PER NEW PENNSYLVANIA. EXAMPLE: IF PLAYER HAS NUMBER 1777, ONLY ONE SEAL SHOULD BE PLAYED ON THE SEAL BOARD.

\$1.00 Per Card

SEALS PAY

\$50 3 WINNERS
\$30 3 WINNERS
\$25 3 WINNERS
\$20 3 WINNERS
\$10 12 WINNERS
\$5 6 WINNERS

POT of GOLD

077 • 177 • 277 • 377 • 477 • 577 • 677
 777 • 877 • 977 • 1077 • 1177 • 1277 • 1377
 1477 • 1577 • 1677 • 1777 • 1877 • 1977
 2077 • 2177 • 2277 • 2377 • 2477 • 2577
 2677 • 2777 • 2877 • 2977

NUMBERS ABOVE OPEN ONE SEAL EACH

TICKET NUMBERS ENDING IN 00 CHANCE ON
\$250



FORM# J-PG1104PA

5 WINDOW 1104 Pot Of Gold TAKES IN:

1104 PLAYS @ \$1.00.....\$1104.00

SEAL WINNERS:

1 @ \$100.00.....	\$100.00
3 @ \$50.00.....	\$150.00
3 @ \$30.00.....	\$90.00
3 @ \$25.00.....	\$75.00
3 @ \$20.00.....	\$60.00
12 @ \$10.00.....	\$120.00
6 @ \$5.00.....	\$30.00

INSTANT WINNERS:

2 @ \$20.00.....	\$40.00
2 @ \$10.00.....	\$20.00
6 @ \$5.00.....	\$30.00
8 @ \$3.00.....	\$24.00
10 @ \$2.00.....	\$20.00
120 @ \$1.00.....	\$120.00

TOTAL PAYOUT.....\$879.00
TOTAL PROFIT.....\$225.00

TOTAL PAYOUT PERCENT...79.62%
 TOTAL PROFIT PERCENT...20.38%
 WIN RATIO: 1 IN 7.17
 PACKED 7 SETS PER CASE.



FORM# J-35C

5 WINDOW 1320 Pot Of Gold TAKES IN:

1320 PLAYS @ \$1.00.....\$1320.00

SEAL WINNERS:

1 @ \$250.00.....	\$250.00
3 @ \$50.00.....	\$150.00
3 @ \$30.00.....	\$90.00
3 @ \$25.00.....	\$75.00
3 @ \$20.00.....	\$60.00
12 @ \$10.00.....	\$120.00
6 @ \$5.00.....	\$30.00

INSTANT WINNERS:

2 @ \$20.00.....	\$40.00
2 @ \$10.00.....	\$20.00
6 @ \$5.00.....	\$30.00
8 @ \$3.00.....	\$24.00
10 @ \$2.00.....	\$20.00
120 @ \$1.00.....	\$120.00

TOTAL PAYOUT.....\$1029.00
TOTAL PROFIT.....\$291.00

TOTAL PAYOUT PERCENT...77.95%
 TOTAL PROFIT PERCENT...22.05%
 WIN RATIO: 1 IN 8.57
 PACKED 7 SETS PER CASE.



FORM# J-PG1386

FORM# J-PG1386PA

5 WINDOW 1386 Pot Of Gold TAKES IN:

1386 PLAYS @ \$1.00.....\$1386.00

SEAL WINNERS:

1 @ \$250.00.....	\$250.00
3 @ \$50.00.....	\$150.00
3 @ \$30.00.....	\$90.00
3 @ \$25.00.....	\$75.00
3 @ \$20.00.....	\$60.00
12 @ \$10.00.....	\$120.00
6 @ \$5.00.....	\$30.00

INSTANT WINNERS:

2 @ \$20.00.....	\$40.00
2 @ \$10.00.....	\$20.00
6 @ \$5.00.....	\$30.00
8 @ \$3.00.....	\$24.00
10 @ \$2.00.....	\$20.00
132 @ \$1.00.....	\$132.00

TOTAL PAYOUT.....\$1041.00
TOTAL PROFIT.....\$345.00

TOTAL PAYOUT PERCENT...75.11%
 TOTAL PROFIT PERCENT...24.89%
 WIN RATIO: 1 IN 7.3
 PACKED 7 SETS PER CASE.

TIGER JOE

\$100 PER CARD 78% PAYOUT



TIGER JOE

ALL **RED 00** HOLD FOR CHANCE ON **\$100** 1 SEAL WINNER

100	_____	1100	_____
200	_____	1200	_____
300	_____	1300	_____
400	_____	1400	_____
500	_____	1500	_____
600	_____	1600	_____
700	_____	1700	_____
800	_____	1800	_____
900	_____	1900	_____
1000	_____	2000	_____

Last Sale _____

\$100 PER CARD 78% PAYOUT



TIGER JOE

78% PAYOUT

RED WINNERS PAY \$25 EACH
32 WINNERS

111	222	333	444
555	666	777	888
1111	1222	1333	1444
1555	1666	1777	1888
2111	2222	2333	2444
2555	2666	2777	2888
3111	3222	3333	3444
3555	3666	3777	3888

ALL **RED 00** HOLD FOR CHANCE ON **\$100**

Form J-24TJ



TIGER JOE

RED WINNERS PAY \$25 EACH
32 WINNERS

ALL **RED 00** HOLD FOR CHANCE ON **\$100**

1 SEAL WINNER

Form J-24TJ



FORM# J-24TJ

5 WINDOW

1152 Tiger Joe

TAKES IN:

1152 PLAYS @ \$1.00.....\$1152.00

SEAL WINNERS:

1 @ \$100.00.....\$100.00

INSTANT WINNERS:

32 @ \$25.00.....\$800.00

TOTAL PAYOUT.....\$900.00

TOTAL PROFIT.....\$252.00

TOTAL PAYOUT PERCENT...78.13%

TOTAL PROFIT PERCENT...21.88%

WIN RATIO: 1 IN 34.91

PACKED 7 SETS PER CASE.

70  5 window

PLUM LUCKY™



\$1.00
per card

PLUM LUCKY

Hold all tickets ending in **13** for a chance

7 7 7 WINS **\$100.00**
1 WINNER

BAR BAR BAR WINS **\$50.00**
2 WINNERS

Bell Bell Bell WINS **\$25.00**
2 WINNERS

Orange Orange Orange WINS **\$20.00**
6 WINNERS

Plum Plum Plum WINS **25 FREE TICKETS**
4 WINNERS

ALL NUMBERS ENDING IN RED 13 WINS **\$250.00**
HOLD FOR CHANCE ON

ALL NUMBERS ENDING IN RED 55 WINS **\$100.00**
15 WINNERS

ALL NUMBERS ENDING IN RED 77 WINS **\$5.00**
15 WINNERS

ALL NUMBERS ENDING IN RED 77 WINS **\$2.00**
40 WINNERS

79% PAY OUT 1272 CARDS F-38
123456

013
113
213
313
413
513
613
713
813
913
1013
1113
1213
1313
1413
1513
1613
1713
LAST SALE

PLUM LUCKY™
\$1.00 PER CARD

ANY TICKET ENDING IN RED **13** WINS **\$250.00**
HOLD FOR CHANCE ON

7 7 7 WINS **\$100.00**
1 WINNERS

BAR BAR BAR WINS **\$50.00**
2 WINNERS

Bell Bell Bell WINS **\$25.00**
2 WINNERS

Orange Orange Orange WINS **\$20.00**
6 WINNERS

Plum Plum Plum WINS **25 FREE TICKETS**
4 WINNERS

ALL NUMBERS ENDING IN RED WINS **\$10.00**
15 WINNERS

ALL NUMBERS ENDING IN RED 77 WINS **\$5.00**
15 WINNERS

FORM# J-38
FORM# J-38NLS

5 WINDOW
1272 Plum Lucky
TAKES IN:
1272 PLAYS @ \$1.00.....\$1272.00

INSTANT WINNERS:

1 @ \$250.00.....	\$250.00
1 @ \$100.00.....	\$100.00
2 @ \$50.00.....	\$100.00
2 @ \$25.00.....	\$50.00
6 @ \$20.00.....	\$120.00
4 @ 25 FREE PLAYS.....	\$100.00
15 @ \$10.00.....	\$150.00
15 @ \$5.00.....	\$75.00
40 @ \$2.00.....	\$80.00

TOTAL PAYOUT.....\$1025.00
TOTAL PROFIT.....\$247.00

TOTAL PAYOUT PERCENT...80.58%
TOTAL PROFIT PERCENT...19.42%
WIN RATIO: 1 IN 14.79
PACKED 7 SETS PER CASE.

71 5 window

TRIPLE

\$50's

50¢

TRIPLE

\$50's

LUCKY 7™

GREEN TICKETS	YELLOW TICKETS	ORANGE TICKETS
077 WINS \$50	077 WINS \$50	077 WINS \$50
177 WINS \$25	177 WINS \$25	177 WINS \$25
277 WINS \$10	277 WINS \$10	277 WINS \$10
377 WINS \$10	377 WINS \$10	377 WINS \$10
477 WINS \$10	477 WINS \$10	477 WINS \$10
ENDING IN 7 50¢	ENDING IN 7 \$1	ENDING IN 7 50¢
REPEATS 90 TIMES	REPEATS 90 TIMES	REPEATS 90 TIMES

FORM# J-TF1470
LABEL

50¢ Per Card
TRIPLE 50'S

ORANGE TICKETS EACH 077 - \$50.00 177 - \$25.00 277 - \$10.00 377 - \$10.00 477 - \$10.00 ENDING IN 7-50¢ REPEATS 90 TIMES
YELLOW TICKETS EACH 077 - \$50.00 177 - \$25.00 277 - \$10.00 377 - \$10.00 477 - \$10.00 ENDING IN 7-\$1.00 REPEATS 90 TIMES
GREEN TICKETS EACH 077 - \$50.00 177 - \$25.00 277 - \$10.00 377 - \$10.00 477 - \$10.00 ENDING IN 7-50¢ REPEATS 90 TIMES

TICKETS CAN WIN ONLY ONCE
1470 CARDS Form# J-TF1470

FORM# J-TF1470

5 WINDOW
1470 Triple 50's

TAKES IN:

1470 PLAYS @ \$.50.....\$735.00

INSTANT WINNERS:

3 @ \$50.00.....\$150.00
 3 @ \$25.00.....\$75.00
 9 @ \$10.00.....\$90.00
 90 @ \$1.00.....\$90.00
 180 @ \$0.50.....\$90.00

TOTAL PAYOUT.....	\$495.00
TOTAL PROFIT.....	\$240.00

TOTAL PAYOUT PERCENT...67.35%
 TOTAL PROFIT PERCENT...32.65%
 WIN RATIO: 1 IN 5.2
 PACKED 5 SETS PER CASE.

72 **5 window**

FORM# J-NV2184

50¢ PER CARD

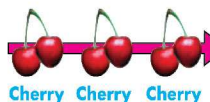
NEVADA CLUB™

 **\$100 \$100**
\$100 \$100 4 WINNERS

 **\$25 \$25 \$25 \$25**
 4 WINNERS

 **\$10 \$10 \$10 \$10**
 4 WINNERS

 **\$5 \$5 \$5 \$5 \$5 \$5**
\$5 \$5 \$5 \$5 \$5 \$5
 12 WINNERS

 **\$1**
 200 WINNERS

LABEL

NEVADA CLUB™

50¢ PER CARD

 **\$100.00**
 EACH RECEIVES
 4 WINNERS

 **\$25.00**
 EACH RECEIVES
 4 WINNERS

 **\$10.00**
 EACH RECEIVES
 4 WINNERS

 **\$5.00**
 EACH RECEIVES
 12 WINNERS

 **\$1.00**
 EACH RECEIVES
 200 WINNERS

FORM# J-745B

5 WINDOW
 1680 Nevada Club
 TAKES IN:

1680 PLAYS @ \$0.25.....\$420.00
INSTANT WINNERS:
 4 @ \$25.00.....\$100.00
 4 @ \$10.00.....\$40.00
 4 @ \$5.00.....\$20.00
 12 @ \$2.00.....\$24.00
 200 @ \$0.50.....\$100.00

TOTAL PAYOUT.....\$284.00
TOTAL PROFIT.....\$136.00

TOTAL PAYOUT PERCENT...67.62%
 TOTAL PROFIT PERCENT...32.38%
 WIN RATIO: 1 IN 7.50
 PACKED 5 SETS PER CASE.

FORM# J-745C

5 WINDOW
 1728 Nevada Club
 TAKES IN:

1728 PLAYS @ \$0.25.....\$432.00
INSTANT WINNERS:
 4 @ \$25.00.....\$100.00
 4 @ \$10.00.....\$40.00
 4 @ \$5.00.....\$20.00
 12 @ \$2.00.....\$24.00
 200 @ \$0.50.....\$100.00

TOTAL PAYOUT.....\$284.00
TOTAL PROFIT.....\$148.00

TOTAL PAYOUT PERCENT...65.74%
 TOTAL PROFIT PERCENT...34.26%
 WIN RATIO: 1 IN 7.71
 PACKED 5 SETS PER CASE.

FORM# J-750C

5 WINDOW
 1680 Nevada Club
 TAKES IN:

1680 PLAYS @ \$0.50.....\$840.00
INSTANT WINNERS:
 4 @ \$50.00.....\$200.00
 4 @ \$25.00.....\$100.00
 4 @ \$10.00.....\$40.00
 12 @ \$5.00.....\$60.00
 200 @ \$1.00.....\$200.00

TOTAL PAYOUT.....\$600.00
TOTAL PROFIT.....\$240.00

TOTAL PAYOUT PERCENT...71.43%
 TOTAL PROFIT PERCENT...28.57%
 WIN RATIO: 1 IN 7.50
 PACKED 5 SETS PER CASE.

FORM# J-750D

5 WINDOW
 1728 Nevada Club
 TAKES IN:

1728 PLAYS @ \$0.50.....\$864.00
INSTANT WINNERS:
 4 @ \$50.00.....\$200.00
 4 @ \$25.00.....\$100.00
 4 @ \$10.00.....\$40.00
 12 @ \$5.00.....\$60.00
 200 @ \$1.00.....\$200.00

TOTAL PAYOUT.....\$600.00
TOTAL PROFIT.....\$264.00

TOTAL PAYOUT PERCENT...69.44%
 TOTAL PROFIT PERCENT...30.56%
 WIN RATIO: 1 IN 7.71
 PACKED 5 SETS PER CASE.

FORM# J-765A

5 WINDOW
 2160 Nevada Club
 TAKES IN:

2160 PLAYS @ \$0.25.....\$540.00
INSTANT WINNERS:
 4 @ \$50.00.....\$200.00
 4 @ \$10.00.....\$40.00
 4 @ \$5.00.....\$20.00
 12 @ \$1.00.....\$12.00
 200 @ \$0.50.....\$100.00

TOTAL PAYOUT.....\$372.00
TOTAL PROFIT.....\$168.00

TOTAL PAYOUT PERCENT...68.89%
 TOTAL PROFIT PERCENT...31.11%
 WIN RATIO: 1 IN 9.64
 PACKED 3 SETS PER CASE.

FORM# J-NV2184


5 WINDOW
 2184 Nevada Club
 TAKES IN:

2184 PLAYS @ \$0.50.....\$1092.00
INSTANT WINNERS:
 4 @ \$100.00.....\$400.00
 4 @ \$25.00.....\$100.00
 4 @ \$10.00.....\$40.00
 12 @ \$5.00.....\$60.00
 200 @ \$1.00.....\$200.00

TOTAL PAYOUT.....\$800.00
TOTAL PROFIT.....\$292.00

TOTAL PAYOUT PERCENT...73.26%
 TOTAL PROFIT PERCENT...26.74%
 WIN RATIO: 1 IN 9.8
 PACKED 5 SETS PER CASE.

73



5 window

B-I-N-G-O

50¢ Per Card

IN ANY ROTATION

B-I-N-G-O

25¢ Per Card

IN ANY ROTATION

BINGO on RED	\$25	\$25	\$25.00
BINGO on GRAY	\$25	\$25	Repeats 4 Times
BINGO on BLUE	\$10	\$10	\$10.00
BINGO on GOLD	\$5	\$5	\$5.00
BINGO on GREEN	\$2	\$2	\$2.00
			Repeats 14 Times
			50¢
			Repeats 210 Times

B-I-N-G-O


25¢ Per Card

B-I-N-G-O

50¢ Per Card

BINGO on RED	EACH RECEIVES 4 TIMES	\$50.00
BINGO on GRAY	EACH RECEIVES 4 TIMES	\$25.00
BINGO on BLUE	EACH RECEIVES 4 TIMES	\$10.00
BINGO on GOLD	EACH RECEIVES 14 TIMES	\$5.00
BINGO on GREEN	EACH RECEIVES 210 TIMES	\$1.00

FORM #J-BI1764A
1764 CARDS



FORM# J-BI1764	FORM# J-BI1764A	FORM# J-BI2184
5 WINDOW B-I-N-G-O	5 WINDOW B-I-N-G-O	5 WINDOW B-I-N-G-O
TAKES IN: 1764 Cards @ \$.25.....\$441.00	TAKES IN: 1764 Cards @ \$.50.....\$882.00	TAKES IN: 2184 cards @ \$.50.....\$1092.00
INSTANT WINNERS: 4 @ \$25.00.....\$100.00 4 @ \$10.00.....\$40.00 4 @ \$5.00.....\$20.00 14 @ \$2.00.....\$28.00 210 @ \$.50.....\$105.00	INSTANT WINNERS: 4 @ \$50.00.....\$200.00 4 @ \$25.00.....\$100.00 4 @ \$10.00.....\$40.00 14 @ \$5.00.....\$70.00 210 @ \$1.00.....\$210.00	INSTANT WINNERS: 4 @ \$100.00.....\$400.00 4 @ \$25.00.....\$100.00 4 @ \$10.00.....\$40.00 14 @ \$5.00.....\$70.00 210 @ \$1.00.....\$210.00
TOTAL PAYOUT.....\$293.00 TOTAL PROFIT.....\$148.00	TOTAL PAYOUT.....\$620.00 TOTAL PROFIT.....\$262.00	TOTAL PAYOUT.....\$820.00 TOTAL PROFIT.....\$272.00
TOTAL PAYOUT PERCENT...66.44% TOTAL PROFIT PERCENT...33.56% WIN RATIO: 1 IN 7.5 PACKED 4 SETS PER CASE.	TOTAL PAYOUT PERCENT...70.29% TOTAL PROFIT PERCENT...29.71% WIN RATIO: 1 IN 7.5 PACKED 4 SETS PER CASE.	TOTAL PAYOUT PERCENT...75.09% TOTAL PROFIT PERCENT...24.91% WIN RATIO: 1 IN 9.3 PACKED 4 SETS PER CASE.

74 5 window

013

CRAZY 13'S

\$1.00 per play

313



J-CR1680 \$1.00 PER CARD

CRAZY 13'S

ALL CRAZY 13'S WIN:

- 8 WINNERS \$100
- 2 WINNERS \$50
- 4 WINNERS \$25
- 4 WINNERS \$10
- 6 WINNERS \$5
- 90 WINNERS \$1
- 72 WINNERS \$1

RED#'S ENDING IN: **66**

RED#'S ENDING IN: **77,88,99**

1 7 0 9
ONE SEVEN ZERO NINE

6 1 3

1 4 7 4
ONE FOUR SEVEN FOUR

1 2 8 1
ONE TWO EIGHT ONE

3 7 6
THREE SEVEN SIX

113 313 613

\$1.00 PER CARD

CRAZY 13'S

ALL CRAZY 13'S WIN:

- 8 WINNERS \$100
- 2 WINNERS \$50
- 4 WINNERS \$25
- 4 WINNERS \$10
- 6 WINNERS \$5
- 90 WINNERS \$1
- 72 WINNERS \$1

RED#'S ENDING IN: **66**

RED#'S ENDING IN: **77,88,99**

FORM# J-CR1680

5 WINDOW
1680 Crazy 13's
TAKES IN:
1680 PLAYS @ \$1.00.....\$1680.00

INSTANT WINNERS:

8 @ \$100.00.....	\$800.00
2 @ \$50.00.....	\$100.00
4 @ \$25.00.....	\$100.00
4 @ \$10.00.....	\$40.00
6 @ \$5.00.....	\$30.00
90 @ \$1.00.....	\$90.00
72 @ \$1.00.....	\$72.00

TOTAL PAYOUT.....\$1232.00
TOTAL PROFIT.....\$448.00

TOTAL PAYOUT PERCENT...73.33%
TOTAL PROFIT PERCENT...26.67%
WIN RATIO: 1 IN 9.03
PACKED 5 SETS PER CASE.

FORM# J-CR2616

5 WINDOW
2616 Crazy 13's
TAKES IN:
2616 PLAYS @ \$1.00.....\$2616.00

INSTANT WINNERS:


8 @ \$125.00.....	\$1000.00
2 @ \$100.00.....	\$200.00
4 @ \$50.00.....	\$200.00
4 @ \$25.00.....	\$100.00
6 @ \$20.00.....	\$120.00
18 @ \$5.00.....	\$90.00
54 @ \$5.00.....	\$270.00

TOTAL PAYOUT.....\$1980.00
TOTAL PROFIT.....\$636.00

TOTAL PAYOUT PERCENT...75.69%
TOTAL PROFIT PERCENT...24.31%
WIN RATIO: 1 IN 27.25
PACKED 2 SETS PER CASE.



75



5 window

\$1.00
PER CARD

CENTURY
7
LUCKY
CLUB

GREEN TICKETS
077- ~~\$50.00~~
177- \$50.00
277- \$50.00
377- \$50.00
477- \$50.00
ENDING IN 7
\$2.00
REPEATS 90 TIMES

YELLOW TICKETS
077- ~~\$100.00~~
177- \$100.00
277- \$100.00
377- \$100.00
477- \$100.00
ENDING IN 7
\$2.00
REPEATS 90 TIMES

ORANGE TICKETS
077- ~~\$50.00~~
177- \$50.00
277- \$50.00
377- \$50.00
477- \$50.00
ENDING IN 7
\$2.00
REPEATS 90 TIMES

FORM# J-100

FORM# J-100

TICKET CAN WIN ONLY ONCE 285 - WINNERS FORM #100	GREEN TICKETS	YELLOW TICKETS	ORANGE TICKETS	CENTURY CLUB \$1.00 Per Card
	077 \$50⁰⁰	077 \$100⁰⁰	077 \$50⁰⁰	
	177 \$50⁰⁰	177 \$100⁰⁰	177 \$50⁰⁰	
	277-377-477 \$50⁰⁰	277-377-477 \$100⁰⁰	277-377-477 \$50⁰⁰	
	ENDING IN 7 - \$2.00 Repeats 90 Times	ENDING IN 7 - \$2.00 Repeats 90 Times	ENDING IN 7 - \$2.00 Repeats 90 Times	

5 WINDOW
2112 Century Club
TAKES IN:
2112 PLAYS @ \$1.00.....\$2808.00
INSTANT WINNERS:
5 @ \$100.00.....\$500.00
10 @ \$50.00.....\$500.00
270 @ \$2.00.....\$540.00

TOTAL PAYOUT.....\$1540.00
TOTAL PROFIT.....\$572.00

TOTAL PAYOUT PERCENT...72.92%
TOTAL PROFIT PERCENT...27.08%
WIN RATIO: 1 IN 7.41
PACKED 3 SETS PER CASE.

76  **5 window**

Bucko's

Bucko's

\$1 PER CARD

\$300 2 win

\$150 2 win

\$100 4 win

\$75 4 win

\$50 8 win

\$20 12 win

All GREEN 55 30 win

\$15 **\$15** **\$15** **\$15** **\$15**

\$15 **\$15** **\$15** **\$15** **\$15**

\$15 **\$15** **\$15** **\$15** **\$15**

\$15 **\$15** **\$15** **\$15** **\$15**

\$15 **\$15** **\$15** **\$15** **\$15**

\$15 **\$15** **\$15** **\$15** **\$15**

Bucko's **\$1 PER CARD**

2 win **\$300**

2 win **\$150**

4 win **\$100**

4 win **\$75**

8 win **\$50**

12 win **\$20**

All GREEN 55 30 win **\$15**

All PURPLE 77 30 win **\$10**

160 win **\$1**

FORM# J-BB3990 3990 CARDS

Bucko's **\$1 PER CARD**

2 win **\$150**

2 win **\$75**

4 win **\$50**

4 win **\$40**

8 win **\$25**

12 win **\$20**

All GREEN 55 30 win **\$10**

All PURPLE 77 30 win **\$5**

160 win **\$1**

J-BB2352 2352 CARDS



FORM# J-BB3990

5 WINDOW
3990 Buck On Buckos
TAKES IN:

3990 PLAYS @ \$1.00.....\$3990.00

INSTANT WINNERS:

2 @ \$300.00.....	\$600.00
2 @ \$150.00.....	\$300.00
4 @ \$100.00.....	\$400.00
4 @ \$75.00.....	\$300.00
8 @ \$50.00.....	\$400.00
12 @ \$20.00.....	\$240.00
30 @ \$15.00.....	\$450.00
30 @ \$10.00.....	\$300.00
160 @ \$1.00.....	\$160.00

TOTAL PAYOUT.....\$3150.00
TOTAL PROFIT.....\$840.00

TOTAL PAYOUT PERCENT...78.95%
TOTAL PROFIT PERCENT...21.05%
WIN RATIO: 1 IN 15.8
PACKED 2 SETS PER CASE.



FORM# J-BB2352

5 WINDOW
2352 Buck On Buckos
TAKES IN:

2352 PLAYS @ \$1.00.....\$2352.00

INSTANT WINNERS:

2 @ \$150.00.....	\$300.00
2 @ \$75.00.....	\$150.00
4 @ \$50.00.....	\$200.00
4 @ \$40.00.....	\$160.00
8 @ \$25.00.....	\$200.00
12 @ \$20.00.....	\$240.00
30 @ \$10.00.....	\$300.00
30 @ \$5.00.....	\$150.00
160 @ \$1.00.....	\$160.00

TOTAL PAYOUT.....\$1860.00
TOTAL PROFIT.....\$492.00

TOTAL PAYOUT PERCENT...79.08%
TOTAL PROFIT PERCENT...20.92%
WIN RATIO: 1 IN 9.33
PACKED 3 SETS PER CASE.

77 **5 window**

"BIG BUCKS"

\$1.00 Per Card

Serial No. _____
 Size _____
 Color _____
 Date In _____ Date Out _____
 Signature _____

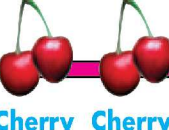
FORM# J-BB2436

 **\$100.00 \$100.00**
\$100.00 \$100.00
 Bar Bar Bar
4 WINNERS

 **\$100.00 \$100.00**
\$100.00 \$100.00
 Bell Bell Bell
4 WINNERS

 **\$100.00 \$100.00**
\$100.00 \$100.00
 Orange Orange Orange
4 WINNERS


 **\$25.00**  **\$2.00**
 Lemon Lemon Lemon Cherry Cherry Cherry
12 WINNERS 100 WINNERS


 **\$1.00**
 Cherry Cherry **200 WINNERS**

LABEL


\$1.00 Per Card
 "BIG BUCKS"


 **EACH RECEIVES \$100.00**
 4 WINNERS

 **EACH RECEIVES \$100.00**
 4 WINNERS

 **EACH RECEIVES \$100.00**
 4 WINNERS

 **EACH RECEIVES \$25.00**
 12 WINNERS

 **EACH RECEIVES \$2.00**
 100 WINNERS

 **EACH RECEIVES \$1.00**
 200 WINNERS

TICKETS CAN WIN ONLY ONCE
 324-WINNERS Form #J-BB2436



FORM# J-BB2436

5 WINDOW
 2436 Big Bucks
 TAKES IN:

2436 PLAYS @ \$1.00.....	\$2436.00
INSTANT WINNERS:	
4 @ \$100.00.....	\$400.00
4 @ \$100.00.....	\$400.00
4 @ \$100.00.....	\$400.00
12 @ \$25.00.....	\$300.00
100 @ \$2.00.....	\$200.00
200 @ \$1.00.....	\$200.00

TOTAL PAYOUT.....	\$1900.00
TOTAL PROFIT.....	\$536.00

TOTAL PAYOUT PERCENT...78.00%
 TOTAL PROFIT PERCENT...22.00%
 WIN RATIO: 1 IN 7.5
 PACKED 3 SETS PER CASE.

Cherry Bell

TM

FORM# J-CB3654

\$1.00 PER CARD

Cherry Bell TM

FORM #J-CB3990

CHERRY BELL CHERRY BELL CHERRY BELL → **\$200.00**
4 Winners

Bar Bar Bar → **\$100.00**
4 Winners

\$1.00 PER CARD

Cherry Bell TM

FORM #J-CB3654

CHERRY BELL CHERRY BELL CHERRY BELL → **\$200.00**
4 Winners

Bar Bar Bar → **\$100.00**
4 Winners

Bell Bell Bell → **\$50.00**
4 Winners

Orange Orange Orange → **\$25.00**
8 Winners

Plum Plum Plum → **\$10.00**
16 Winners

Cherry Cherry Cherry → **\$2.00**
168 Winners

Lemon Lemon Lemon → **\$1.00**
720 Winners

Cherry Bell TM

\$1.00 PER CARD

CHERRY BELL CHERRY BELL CHERRY BELL → **\$200.00**
4 Winners

Bar Bar Bar → **\$100.00**
4 Winners

Bell Bell Bell → **\$50.00**
4 Winners

Orange Orange Orange → **\$25.00**
8 Winners

Plum Plum Plum → **\$10.00**
16 Winners

Cherry → **\$2.00**

Lemon → **\$1.00**



FORM# J-CB3654

FORM# J-CB3990

**5 WINDOW
3654 Cherry Bell
TAKES IN:**

3654 PLAYS @ \$1.00.....	\$3654.00
INSTANT WINNERS:	
4 @ \$200.00.....	\$800.00
4 @ \$100.00.....	\$400.00
4 @ \$50.00.....	\$200.00
8 @ \$25.00.....	\$200.00
16 @ \$10.00.....	\$160.00
168 @ \$2.00.....	\$336.00
720 @ \$1.00.....	\$720.00

**5 WINDOW
3990 Cherry Bell
TAKES IN:**

3990 PLAYS @ \$1.00.....	\$3990.00
INSTANT WINNERS:	
4 @ \$200.00.....	\$800.00
4 @ \$100.00.....	\$400.00
4 @ \$50.00.....	\$200.00
8 @ \$25.00.....	\$200.00
16 @ \$10.00.....	\$160.00
168 @ \$2.00.....	\$336.00
720 @ \$1.00.....	\$720.00

TOTAL PAYOUT.....\$2816.00
TOTAL PROFIT.....\$838.00

TOTAL PAYOUT.....\$2816.00
TOTAL PROFIT.....\$1174.00

TOTAL PAYOUT PERCENT...77.07%
TOTAL PROFIT PERCENT...22.93%
WIN RATIO: 1 IN 4
PACKED 2 SETS PER CASE.

TOTAL PAYOUT PERCENT...70.58%
TOTAL PROFIT PERCENT...29.42%
WIN RATIO: 1 IN 4.3
PACKED 2 SETS PER CASE.

PAY MASTER



\$1.00 PER CARD

PAY MASTER

777	2 WINNERS	\$200.00
000	4 WINNERS	\$100.00
Bells	4 WINNERS	\$100.00
Oranges	4 WINNERS	\$100.00
Watermelons	4 WINNERS	\$75.00
Uggs	4 WINNERS	\$50.00
Cherries	4 WINNERS	\$25.00
Apples	12 WINNERS	\$10.00
Any	100 WINNERS	\$5.00
Any	200 WINNERS	\$2.00

Tickets can win only once



FORM# J-PM3990

5 WINDOW 3990 Pay Master TAKES IN:

3990 PLAYS @ \$1.00.....\$3990.00

INSTANT WINNERS:

2 @ \$200.00.....	\$400.00
4 @ \$100.00.....	\$400.00
4 @ \$100.00.....	\$400.00
4 @ \$100.00.....	\$400.00
4 @ \$100.00.....	\$400.00
4 @ \$75.00.....	\$300.00
4 @ \$50.00.....	\$200.00
4 @ \$25.00.....	\$100.00
12 @ \$10.00.....	\$120.00
100 @ \$5.00.....	\$500.00
200 @ \$2.00.....	\$400.00

TOTAL PAYOUT.....\$3220.00
TOTAL PROFIT.....\$770.00

TOTAL PAYOUT PERCENT...80.70%
TOTAL PROFIT PERCENT...19.30%
WIN RATIO: 1 IN 11.8
PACKED 2 SETS PER CASE.



FORM# J-PM4284

5 WINDOW 4284 Pay Master TAKES IN:

4284 PLAYS @ \$1.00.....\$4284.00

INSTANT WINNERS:

2 @ \$200.00.....	\$400.00
4 @ \$100.00.....	\$400.00
4 @ \$100.00.....	\$400.00
4 @ \$100.00.....	\$400.00
4 @ \$100.00.....	\$400.00
4 @ \$75.00.....	\$300.00
4 @ \$50.00.....	\$200.00
4 @ \$25.00.....	\$100.00
12 @ \$10.00.....	\$120.00
100 @ \$5.00.....	\$500.00
200 @ \$2.00.....	\$400.00

TOTAL PAYOUT.....\$3220.00
TOTAL PROFIT.....\$1064.00

TOTAL PAYOUT PERCENT...75.16%
TOTAL PROFIT PERCENT...24.84%
WIN RATIO: 1 IN 12.7
PACKED 2 SETS PER CASE.



FORM# J-PM4662

5 WINDOW 4662 Pay Master TAKES IN:

4662 PLAYS @ \$1.00.....\$4662.00

INSTANT WINNERS:

1 @ \$500.00.....	\$500.00
2 @ \$200.00.....	\$400.00
4 @ \$100.00.....	\$400.00
4 @ \$100.00.....	\$400.00
4 @ \$100.00.....	\$400.00
4 @ \$75.00.....	\$300.00
4 @ \$50.00.....	\$200.00
4 @ \$25.00.....	\$100.00
12 @ \$10.00.....	\$120.00
100 @ \$5.00.....	\$500.00
200 @ \$2.00.....	\$400.00

TOTAL PAYOUT.....\$3720.00
TOTAL PROFIT.....\$942.00

TOTAL PAYOUT PERCENT...79.79%
TOTAL PROFIT PERCENT...20.21%
WIN RATIO: 1 IN 13.8
PACKED 2 SETS PER CASE.

BIG 50's

50¢

BIG 50's™



GREEN TICKETS	YELLOW TICKETS	ORANGE TICKETS
077 WINS \$50	077 WINS \$50	077 WINS \$50
177 WINS \$25	177 WINS \$25	177 WINS \$25
277 WINS \$25	277 WINS \$25	277 WINS \$25
377 WINS \$10	377 WINS \$10	377 WINS \$10
477 WINS \$10	477 WINS \$10	477 WINS \$10
ENDING IN 7 50¢	ENDING IN 7 \$1	ENDING IN 7 50¢
REPEATS 90 TIMES	REPEATS 90 TIMES	REPEATS 90 TIMES

FORM# J-BF1470
LABEL

50¢ Per Card
BIG 50'S

ORANGE TICKETS EACH	077 - \$50.00 177 - \$25.00 277 - \$25.00 377 - \$10.00 477 - \$10.00	ENDING IN 7-50¢ REPEATS 90 TIMES
YELLOW TICKETS EACH	077 - \$50.00 177 - \$25.00 277 - \$25.00 377 - \$10.00 477 - \$10.00	ENDING IN 7-\$1.00 REPEATS 90 TIMES
GREEN TICKETS EACH	077 - \$50.00 177 - \$25.00 277 - \$25.00 377 - \$10.00 477 - \$10.00	ENDING IN 7-50¢ REPEATS 90 TIMES

TICKETS CAN WIN ONLY ONCE
1470 CARDS Form# J-BF1470



FORM# J-BF1470

5 WINDOW
1470 BIG 50'S
TAKES IN:

1470 PLAYS @ \$0.50.....\$735.00

INSTANT WINNERS:

3 @ \$50.00.....\$150.00
6 @ \$25.00.....\$150.00
6 @ \$10.00.....\$60.00
90 @ \$1.00.....\$90.00
180 @ \$0.50.....\$90.00

TOTAL PAYOUT.....\$540.00
TOTAL PROFIT.....\$195.00

TOTAL PAYOUT PERCENT...73.47%
TOTAL PROFIT PERCENT...26.53%
WIN RATIO: 1 IN 5.2
PACKED 5 SETS PER CASE.

WILD WABBITS

WILD WABBITS ^{\$1}™

1 WINNER \$300 NO LAST SALE

1 WINNER \$300 LAST SALE

MANAGERS CHOOSE ONE OPTION ONLY

OR

2 WINNERS \$150 \$150 NO LAST SALE

HOLD ALL NUMBERS ENDING IN RED "00'S" FOR CHANCE AT \$300

OR

2 WINNERS \$150 \$150 LAST SALE

OPTION 1

\$10 \$10

2 WINNERS

20 WINNERS \$5

OPTION 2

100
200
300
400
500
600
700
800
900
1000
1100
1200
1300
1400
1500
LAST

WILD WABBITS ^{\$1}™

HOLD ALL NUMBERS ENDING IN RED "00'S" FOR CHANCE AT \$300

2 WINNERS \$10

20 WINNERS \$5

FORM# J-WW528 528 CARDS

For Sale or Use in a Bingo Game Authorized under California Law And Pursuant to Local Ordinance (Applies to California Only)

MADE IN U.S.A.

802

2479

2127

1591

SIGN UP 1000

Legal Gaming Product
Type II Game
OFF GAMING WITH THE BEST!

WINS \$5

MADE IN U.S.A.



FORM# J-WW528

**5 Position
528 Wild Wabbits**

TAKES IN:
528 PLAYS @ \$1.00.....\$528.00

SEAL WINNERS:
1 @ \$300.00.....\$300.00

INSTANT WINNERS:
2 @ \$10.00.....\$20.00
20 @ \$5.00.....\$100.00

TOTAL PAYOUT.....\$420.00
TOTAL PROFIT.....\$108.00

TOTAL PAYOUT PERCENT...79.55%
TOTAL PROFIT PERCENT...20.45%
WIN RATIO: 1 IN 23
PACKED 12 SETS PER CASE.

WIN A WEINER™



FORM# J-WW144

WIN A WEINER™ PER CARD \$1

3 WINNERS \$10 \$10 \$10

6 WINNERS \$5 \$5 \$5 \$5 \$5 \$5

HOLD ALL NUMBERS ENDING IN RED '00' FOR CHANCE AT \$50

1 WINNER \$50 OR 2 WINNERS \$25 \$25

FORM# J-WW144

WIN A WEINER™

3 WINNERS \$10

6 WINNERS \$5

HOLD ALL RED NUMBERS 100 THRU 1500 FOR CHANCE AT \$50

WIN \$5

SIGN UP 100

MADE IN U.S.A.

WIN \$25

MADE IN U.S.A.

WIN \$50

MADE IN U.S.A.

FORM# J-WW144

144 CARDS AT \$1.00 PER CARD	WIN A WEINER	CP: 48
1 \$50 SEAL WINNER (RED 100-1500) OR 2@ \$25		\$144
3 \$10 INSTANT WINNER		\$30.00
6 \$5 INSTANT WINNER		\$30.00
10 TOTAL WINNERS		\$30.00
	TOTAL PAYOUT	\$110.00
	TOTAL PROFIT	\$34.00
	TOTAL PAYOUT PERCENTAGE	76.39%
	TOTAL PROFIT PERCENTAGE	23.61%
	WIN RATIO	1:14.4

100	600	1100
200	700	1200
300	800	1300
400	900	1400
500	1000	1500



FORM# J-WW144

ZIPPIES
144 Win A Weiner
TAKES IN:

144 PLAYS @ \$1.00.....\$144.00

SEAL WINNERS:
1 @ \$50.00.....\$50.00
2 @ \$25.00.....OR.....\$50.00

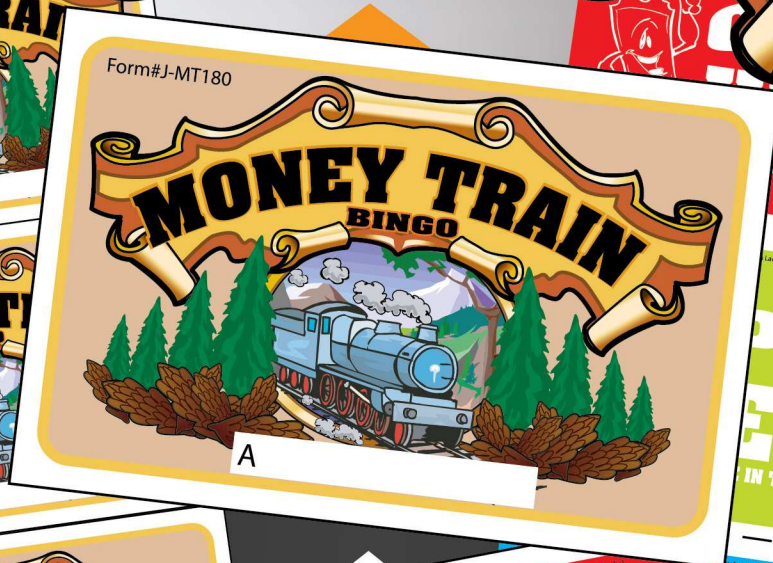




INSTANT WINNERS:
3 @ \$10.00.....\$30.00
6 @ \$5.00.....\$30.00

SEAL CARD PAYABLE IN CASH, TABS, OR MERCHANDISE

TOTAL PAYOUT.....\$110.00
TOTAL PROFIT.....\$34.00

TOTAL PAYOUT PERCENT...76.39%
TOTAL PROFIT PERCENT...23.61%
WIN RATIO: 1 IN 14.4
PACKED 48 SETS PER CASE.


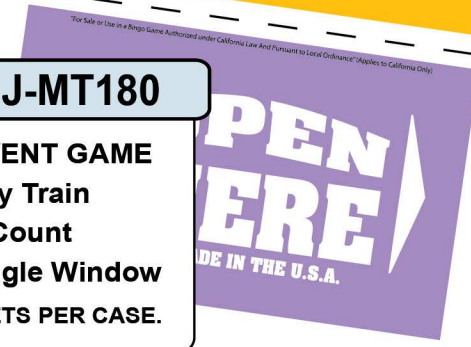
MONEY TRAIN BINGO



For Sale or Use in a Bingo Game Authorized under California Law And Pursuant To Local Ordinance (Applies to California Only)

5	29	53
14	31	56
18	47	67

FORM# J-MT180
BINGO EVENT GAME
Money Train
180 Count
5 Strip / Single Window
PACKED 6 SETS PER CASE.




GOLDEN STATE



For Sale or Use in a Bingo Game Authorized under California Law And Pursuant To Local Ordinance (Applies to California Only)

5	29	53
14	31	56
18	47	67


FORM# J-GS180
BINGO EVENT GAME
Golden State Bingo
180 Count
5 Strip / Single Window
PACKED 6 SETS PER CASE.



The Strip



FORM# J-TS180
BINGO EVENT GAME
The Strip Bingo
180 Count
5 Strip / Single Window
PACKED 8 SETS PER CASE.



Big Money



3	OR	13	49	OR	55
18	OR	21	61	OR	69

FORM# J-BM195
BINGO EVENT GAME
Big Money
195 Count
5 Strip / Single Window
PACKED 8 SETS PER CASE.

SUNSET STRIP BINGO



FORM# J-SJ180
BINGO EVENT GAME
 Sunset Strip Jackpot
 180 Count
 5 Strip / Single Window
 PACKED 6 SETS PER CASE.

DOUBLE DOLPHIN



FORM# J-DD180


BINGO EVENT GAME

Double Dolphin

180 Count

5 Strip / Single Window

PACKED 6 SETS PER CASE.



Coast to Coast



FORM# J-CC180

BINGO EVENT GAME


Coast To Coast

180 Count

5 Strip / Single Window

PACKED 6 SETS PER CASE.

90



bingo event

72

FIREBALL RAFFLE

DAUB RAFFLE BALLS
1 THRU 75
FOR A CHANCE TO
WIN
RAFFLE PRIZE

9

24



48

41



In the event of a tie
the jackpot will be split

OPTION 1

TICKET PRICE: \$1
PROFIT %: 36.9%

GAME PLAY:
Pay \$125 to first player daubing all 5 numbers on one tab.

OPTION 2

TICKET PRICE: \$1
PROFIT %: 36.9%

GAME PLAY:
Call 10 (FIREBALL) numbers before start of play. Pay \$100 to first player daubing all 5 numbers on one tab. If last number called is one of the 5 FIREBALL numbers they win JACKPOT (\$25 per 198 tabs) until won.

OPTION 3

TICKET PRICE: \$1
PROFIT %: 36.9%

GAME PLAY:
Call 10 (FIREBALL) numbers before start of play. Pay \$75 to first player daubing all 5 numbers on one tab. If one of their numbers match any of the FIREBALL numbers pay another \$25. If last number called is one of the FIREBALLS they win JACKPOT (\$25 to \$50 per 198 tabs) until won.

OPTION 4

TICKET PRICE: .50¢
PROFIT %: 34.3%

GAME PLAY:
Call 10 (FIREBALL) numbers before start of play. Pay \$25 to first player daubing all 5 numbers on one tab. If one of their numbers match any of the FIREBALL numbers pay another \$15. If last number called is one of the FIREBALLS they win JACKPOT (\$25 to \$40 per 198 tabs) until won.

TICKETS SOLD


You can increase the number of FIREBALLS called by 2,3,4, or more for each day or week until the jackpot is won.

198	TOTAL PAYOUT : \$125 TOTAL PROFIT : \$73	TOTAL PAYOUT : \$125 TOTAL PROFIT : \$73	TOTAL PAYOUT : \$125 TOTAL PROFIT : \$73	TOTAL PAYOUT : \$65 TOTAL PROFIT : \$34
396	TOTAL PAYOUT : \$250 TOTAL PROFIT : \$146	TOTAL PAYOUT : \$250 TOTAL PROFIT : \$146	TOTAL PAYOUT : \$250 TOTAL PROFIT : \$146	TOTAL PAYOUT : \$130 TOTAL PROFIT : \$68
594	TOTAL PAYOUT : \$375 TOTAL PROFIT : \$219	TOTAL PAYOUT : \$375 TOTAL PROFIT : \$219	TOTAL PAYOUT : \$375 TOTAL PROFIT : \$219	TOTAL PAYOUT : \$195 TOTAL PROFIT : \$102
792	TOTAL PAYOUT : \$500 TOTAL PROFIT : \$292	TOTAL PAYOUT : \$500 TOTAL PROFIT : \$292	TOTAL PAYOUT : \$500 TOTAL PROFIT : \$292	TOTAL PAYOUT : \$260 TOTAL PROFIT : \$136
990	TOTAL PAYOUT : \$625 TOTAL PROFIT : \$356	TOTAL PAYOUT : \$625 TOTAL PROFIT : \$356	TOTAL PAYOUT : \$625 TOTAL PROFIT : \$356	TOTAL PAYOUT : \$325 TOTAL PROFIT : \$170
1188	TOTAL PAYOUT : \$750 TOTAL PROFIT : \$438	TOTAL PAYOUT : \$750 TOTAL PROFIT : \$438	TOTAL PAYOUT : \$750 TOTAL PROFIT : \$438	TOTAL PAYOUT : \$390 TOTAL PROFIT : \$204
1386	TOTAL PAYOUT : \$875 TOTAL PROFIT : \$511	TOTAL PAYOUT : \$875 TOTAL PROFIT : \$511	TOTAL PAYOUT : \$875 TOTAL PROFIT : \$511	TOTAL PAYOUT : \$455 TOTAL PROFIT : \$238
1584	TOTAL PAYOUT : \$1,000 TOTAL PROFIT : \$584	TOTAL PAYOUT : \$1,000 TOTAL PROFIT : \$584	TOTAL PAYOUT : \$1,000 TOTAL PROFIT : \$584	TOTAL PAYOUT : \$520 TOTAL PROFIT : \$272

FAIR PLAY NUMERAL



ALL BLACK NUMBERS
ALSO AVAILABLE IN:
3-FOLD, 4-FOLD, and 5-FOLD



600 NUMERAL	
FORM #:	TYPE:
156	Single Ticket
PACKED 80 SETS PER CASE.	

1000 NUMERAL	
FORM #:	TYPE:
157	Single Ticket
157-A	Staple - 3
157-B	Staple - 4
157-C	Staple - 5
157-D	Staple - 10
PACKED 50 SETS PER CASE.	

1500 NUMERAL	
FORM #:	TYPE:
162	Single Ticket
PACKED 40 SETS PER CASE.	

3000 NUMERAL	
FORM #:	TYPE:
169	Single Ticket
169-A	Staple - 3
169-B	Staple - 4
169-C	Staple - 5
169-D	Staple - 10
PACKED 18 SETS PER CASE.	

2000 NUMERAL	
FORM #:	TYPE:
166	Single Ticket
166-B	Staple - 4
166-C	Staple - 5
166-D	Staple - 10
PACKED 24 SETS PER CASE.	

4000 NUMERAL	
FORM #:	TYPE:
171	Single Ticket
171-B	Staple - 4
171-C	Staple - 5
PACKED 16 SETS PER CASE.	

5000 NUMERAL	
FORM #:	TYPE:
172	Single Ticket
172-B	Staple - 4
172-C	Staple - 5
PACKED 12 SETS PER CASE.	

6000 NUMERAL	
FORM #:	TYPE:
173	Single Ticket
173-B	Staple - 4
173-C	Staple - 5
PACKED 10 SETS PER CASE.	

8000 NUMERAL	
FORM #:	TYPE:
174	Single Ticket
174-B	Staple - 4
174-C	Staple - 5
PACKED 8 SETS PER CASE.	

10000 NUMERAL	
FORM #:	TYPE:
175	Single Ticket
175-B	Staple - 4
175-C	Staple - 5
PACKED 6 SETS PER CASE.	

Serial No. _____ Date _____

LAST SALE **club** **Special** **NO LAST SALE**

Choose One Option Only

25¢ Per Ticket or 4 Tickets for \$1.00

NUMBERS
 11 - 22 - 33 - 111 - 122 - 133 - 211
 222 - 233 - 311 - 322 - 333 - 411 - 422
WIN \$2.00

NUMBERS
 20 - 30 - 40 - 60 - 70 - 80 - 90 - 120 - 130 - 140 - 160
 170 - 180 - 190 - 220 - 230 - 240 - 260 - 270 - 280
 290 - 320 - 330 - 340 - 360 - 370 - 380 - 390 - 420
 430 - 440 - 460 - 470 - 480 - 490 - 520 - 530 - 540
 560 - 570 - 580 - 590
WIN \$1.00

Numbers Below Register for \$50 Seal

050	350
100	400
150	450
200	500
250	550
300	Last Sale

80% Payout **Star Club Special**



FORM# 156-B
FORM# 156-BC

ST. 4
600 Numeral
TAKES IN:
 150 PLAYS @ \$1.00.....\$150.00
SEAL WINNERS:
 1 @ \$50.00.....\$50.00
INSTANT WINNERS:
 14 @ \$2.00.....\$28.00
 42 @ \$1.00.....\$42.00

FAIR PLAY
NUMERAL
 100001

MADE IN THE U.S.A.

222
 100001 WIN

TOTAL PAYOUT.....\$120.00
TOTAL PROFIT.....\$30.00

TOTAL PAYOUT PERCENT...80.00%
 TOTAL PROFIT PERCENT...20.00%
 WIN RATIO: 1 IN 2.63
 PACKED 80 SETS PER CASE.

\$1.00 PER PLAY

Numeral

**ALL TICKETS ENDING IN 00
SAVE FOR CHANCE ON**

\$50

1 WINNER

ALL TICKETS ENDING IN 55 \$10.00
15 WINNERS

\$10 \$10 \$10 \$10 \$10
\$10 \$10 \$10 \$10 \$10
\$10 \$10 \$10 \$10 \$10

ALL TICKETS ENDING IN 77 \$5.00
15 WINNERS

\$5 \$5 \$5 \$5 \$5
\$5 \$5 \$5 \$5 \$5
\$5 \$5 \$5 \$5 \$5

ALL TICKETS ENDING IN 11-22-33 \$1.00
45 WINNERS

Choose One Option Only

LAST SALE



NO LAST SALE

100	
200	
300	
400	
500	
600	
700	
800	
900	
1000	
1100	
1200	
1300	
1400	
1500	

LAST SALE (OPTION)

FAIR PLAY

NUMERAL

MADE IN THE U.S.A.

10001 1277 10001



FORM# 162-BC

ST. 4

1500 Numeral

TAKES IN:

375 PLAYS @ \$1.00.....\$375.00

SEAL WINNERS:

1 @ \$50.00.....\$50.00

INSTANT WINNERS:

15 @ \$10.00.....\$150.00
15 @ \$5.00.....\$75.00
45 @ \$1.00.....\$45.00

TOTAL PAYOUT.....\$320.00
TOTAL PROFIT.....\$55.00

TOTAL PAYOUT PERCENT...85.33%
TOTAL PROFIT PERCENT...14.67%
WIN RATIO: 1 IN 14.67
PACKED 40 SETS PER CASE.



FORM# 163-BC

ST. 4

1500+80 Numeral

TAKES IN:

395 PLAYS @ \$1.00.....\$395.00

SEAL WINNER:

1 @ \$50.00.....\$50.00

INSTANT WINNERS:

15 @ \$10.00.....\$150.00
15 @ \$5.00.....\$75.00
45 @ \$1.00.....\$45.00

TOTAL PAYOUT.....\$320.00
TOTAL PROFIT.....\$75.00

TOTAL PAYOUT PERCENT...81.01%
TOTAL PROFIT PERCENT...18.99%
WIN RATIO: 1 IN 5.20
PACKED 40 SETS PER CASE.



FORM# 154-029

ST. 4

1500+120 Numeral

TAKES IN:

405 PLAYS @ \$1.00.....\$405.00

SEAL WINNER:

1 @ \$50.00.....\$50.00

INSTANT WINNERS:

15 @ \$10.00.....\$150.00
15 @ \$5.00.....\$75.00
45 @ \$1.00.....\$45.00


TOTAL PAYOUT.....\$320.00
TOTAL PROFIT.....\$85.00

TOTAL PAYOUT PERCENT...79.01%
TOTAL PROFIT PERCENT...20.99%
WIN RATIO: 1 IN 5.33
PACKED 32 SETS PER CASE.

1500 NUMERAL

Muncie Novelty

ALL TICKETS ENDING IN 55 \$10.00
15 WINNERS
ALL TICKETS ENDING IN 7 \$5.00
15 WINNERS




FORM# 162-BRW

(RED WINNERS)

ST. 4
1500 Numeral
TAKES IN:
375 PLAYS @ \$1.00.....\$375.00
SEAL WINNER:
1 @ \$100.00.....\$100.00
INSTANT WINNERS:
15 @ \$10.00.....\$150.00
15 @ \$5.00.....\$75.00

TOTAL PAYOUT.....\$325.00
TOTAL PROFIT.....\$50.00

TOTAL PAYOUT PERCENT...86.67%
TOTAL PROFIT PERCENT...13.33%
WIN RATIO: 1 IN 12.10
PACKED 40 SETS PER CASE.



FORM# 155-004

FORM# 155-005

(BLUE WINNERS)

ST. 5
1500 Numeral
TAKES IN:
300 PLAYS @ \$5.00.....\$1500.00
SEAL WINNER:
1 @ \$500.00.....\$500.00
INSTANT WINNERS:
15 @ \$20.00.....\$300.00
15 @ \$10.00.....\$150.00
15 @ \$5.00.....\$75.00
5 @ \$5.00.....\$25.00

TOTAL PAYOUT.....\$1125.00
TOTAL PROFIT.....\$375.00

TOTAL PAYOUT PERCENT...75.00%
TOTAL PROFIT PERCENT...25.00%
WIN RATIO: 1 IN 4.55
PACKED 40 SETS PER CASE.

\$5.00 PER BUNDLE

1500 NUMERAL ST-5

SERIAL # _____ DATE _____

ALL NUMBERS ENDING IN 00 HOLD FOR CHANCE TO WIN \$200.00
1 WINNER

ALL NUMBERS ENDING IN 011 - 111 - 211 - 311 - 411
EACH RECEIVE \$100.00
5 WINNERS

ALL NUMBERS ENDING IN 055 - 155 - 255 - 355 - 455
EACH RECEIVE \$25.00
5 WINNERS

ALL NUMBERS ENDING IN 022 - 122 - 222 - 322 - 422 - 522
EACH RECEIVE \$10.00
6 WINNERS

ALL NUMBERS ENDING IN 77 OR 88
EACH RECEIVE \$5.00
30 WINNERS

FORM# 155-088

BLUE WINNERS

FORM# 155-011

GREEN WINNERS

ST. 5
1500 Numeral
TAKES IN:
300 PLAYS @ \$5.00.....\$1500.00
SEAL WINNER:
1 @ \$200.00.....\$200.00
INSTANT WINNERS:
5 @ \$100.00.....\$500.00
5 @ \$25.00.....\$125.00
6 @ \$10.00.....\$60.00
30 @ \$5.00.....\$150.00

TOTAL PAYOUT.....\$1035.00
TOTAL PROFIT.....\$465.00

TOTAL PAYOUT PERCENT...69.00%
TOTAL PROFIT PERCENT...31.00%
WIN RATIO: 1 IN 6.38
PACKED 40 SETS PER CASE.

FAIR PLAY NUMERAL

MADE IN THE U.S.A.

011

10001 WIN


FAIR PLAY NUMERAL

MADE IN THE U.S.A.

055

10001 WIN

95



jar ticket

NUMERAL

NUMERAL \$1.00 PER PLAY

Choose One Option Only **LAST SALE**  Choose One Option Only **NO LAST SALE**

HOLD ALL RED 00'S FOR CHANCE AT SEAL

\$100

ALL RED 55-66-77'S WINS

\$5 45 WINNERS

100
00
00
00
00
00
00
00
00

(OPTION)

FORM# 154-006  FORM# 154-015 

FAIR PLAY
NUMERAL
MADE IN THE U.S.A. **1277**
100001 WIN 100001 WIN

ST. 4
1500 Numeral
TAKES IN:
375 PLAYS @ \$1.00.....\$375.00
SEAL WINNERS:
1 @ \$100.00.....\$100.00
INSTANT WINNERS:
15 @ \$5.00.....\$75.00
15 @ \$5.00.....\$75.00
15 @ \$5.00.....\$75.00

ST. 4
1500+80 Numeral
TAKES IN:
395 PLAYS @ \$1.00.....\$395.00
SEAL WINNER:
1 @ \$100.00.....\$100.00
INSTANT WINNERS:
15 @ \$5.00.....\$75.00
15 @ \$5.00.....\$75.00
15 @ \$5.00.....\$75.00

TOTAL PAYOUT.....\$325.00
TOTAL PROFIT.....\$50.00

TOTAL PAYOUT.....\$325.00
TOTAL PROFIT.....\$70.00

TOTAL PAYOUT PERCENT...86.67%
TOTAL PROFIT PERCENT...13.33%
WIN RATIO: 1 IN 8.15
PACKED 40 SETS PER CASE.

TOTAL PAYOUT PERCENT...82.28%
TOTAL PROFIT PERCENT...17.72%
WIN RATIO: 1 IN 17.72
PACKED 40 SETS PER CASE.

15000 XL

\$1.00 PER PLAY

15000 XL

ALL NUMBERS
ENDING IN RED 00'S
HOLD FOR A CHANCE ON

\$100

1 WINNER

ALL NUMBERS ENDING IN RED
55, 66, 77 WIN

\$5

48 WINNERS



Choose One Option Only

NO LAST SALE

Blank lined area for writing.



FORM# 154-013

ST. 4
1500 XL
TAKES IN:

399 PLAYS @ \$1.00.....	\$399.00
SEAL WINNER:	
1 @ \$100.00.....	\$100.00
INSTANT WINNERS:	
48 @ \$5.00.....	\$240.00

TOTAL PAYOUT.....	\$340.00
TOTAL PROFIT.....	\$59.00

TOTAL PAYOUT PERCENT...85.21%
TOTAL PROFIT PERCENT...14.79%
WIN RATIO: 1 IN 8.14
PACKED 40 SETS PER CASE.

FAIR PLAY
NUMERAL MADE IN THE U.S.A. 077
100001 100001 WIN

NUMERAL

NUMERAL
 ALL TICKETS ENDING IN 00
 SAVE FOR CHANCE ON
\$100
 1 WINNER

ALL TICKETS ENDING IN
55 **\$10.00**
 15 WINNERS

ALL TICKETS ENDING IN
77 **\$5.00**
 15 WINNERS

Mancie Novelty
 Indiana Ticket

Choose One Option Only
NO LAST SALE

1277

FAIR PLAY
NUMERAL MADE IN THE U.S.A.
 100001 1277 100001 WIN



FORM# 163-RW

ST. 4
 1500+80 Numeral
TAKES IN:
 395 PLAYS @ \$1.00.....\$395.00
SEAL WINNER:
 1 @ \$100.00.....\$100.00
INSTANT WINNERS:
 15 @ \$10.00.....\$150.00
 15 @ \$5.00.....\$75.00

TOTAL PAYOUT.....\$325.00
 TOTAL PROFIT.....\$70.00

TOTAL PAYOUT PERCENT...82.28%
 TOTAL PROFIT PERCENT...17.72%
 WIN RATIO: 1 IN 12.74
 PACKED 40 SETS PER CASE.



FORM# 165-RW

ST. 4
 1600 Numeral
TAKES IN:
 400 PLAYS @ \$1.00.....\$400.00
SEAL WINNER:
 1 @ \$100.00.....\$100.00
INSTANT WINNERS:
 15 @ \$10.00.....\$150.00
 15 @ \$5.00.....\$75.00

TOTAL PAYOUT.....\$325.00
 TOTAL PROFIT.....\$75.00

TOTAL PAYOUT PERCENT...81.25%
 TOTAL PROFIT PERCENT...18.75%
 WIN RATIO: 1 IN 12.90
 PACKED 32 SETS PER CASE.



FORM# 165-DC

ST. 4
 1600+40 Numeral
TAKES IN:
 410 PLAYS @ \$1.00.....\$410.00
SEAL WINNER:
 1 @ \$100.00.....\$100.00
INSTANT WINNERS:
 15 @ \$10.00.....\$150.00
 15 @ \$5.00.....\$75.00

TOTAL PAYOUT.....\$325.00
 TOTAL PROFIT.....\$85.00

TOTAL PAYOUT PERCENT...79.27%
 TOTAL PROFIT PERCENT...20.73%
 WIN RATIO: 1 IN 13.23
 PACKED 32 SETS PER CASE.



FORM# 165-FC

ST. 4
 1600+80 Numeral
TAKES IN:
 420 PLAYS @ \$1.00.....\$420.00
SEAL WINNER:
 1 @ \$100.00.....\$100.00
INSTANT WINNERS:
 15 @ \$10.00.....\$150.00
 15 @ \$5.00.....\$75.00

TOTAL PAYOUT.....\$325.00
 TOTAL PROFIT.....\$95.00

TOTAL PAYOUT PERCENT...77.38%
 TOTAL PROFIT PERCENT...22.62%
 WIN RATIO: 1 IN 13.55
 PACKED 32 SETS PER CASE.

NUMERAL

\$1.00 PER PLAY

\$1000

NUMERAL

HOLD ALL RED 00'S FOR CHANCE AT SEAL

\$15 CONTRIBUTION TO JACKPOT

\$5 ALL RED 55,66,77'S WINS

42 WINNERS

5555555555555555
5555555555555555
5555555555555555
5555555555555555
5555555555555555
5555555555555555

Choose One Option Only

LAST SALE  **NO LAST SALE**

NUMERAL

100	✓
200	✓
300	✓
400	✓
500	✓
600	✓
700	✓
800	✓
900	✓
1000	✓
1100	✓
1200	✓
1300	✓
1400	✓
1500	✓
LAST SALE (OPTION)	

SEAL AND LAST SALE JACKPOT SEAL MUST MATCH TO BE AWARDED JACKPOT

LAST SALE JACKPOT SEAL AWARDED JACKPOT

JACKPOT SEAL NO LAST SALE

FORM# 164-023



FAIR PLAY
NUMERAL MADE IN THE U.S.A. **077**
 10001 10001 **WIN**

FAIR PLAY
NUMERAL MADE IN THE U.S.A. **055**
 10001 10001 **WIN**

1600+80
Numeral Jackpot
TAKES IN:
 420 PLAYS @ \$1.00.....\$420.00

SEAL WINNER:
 1 @ \$100.00.....\$100.00
 1 @ \$15.00 (Towards JP)\$15.00

INSTANT WINNERS:
 14 @ \$5.00 (Red 55's).....\$70.00
 14 @ \$5.00 (Red 66's).....\$70.00
 14 @ \$5.00 (Red 77's).....\$70.00

TOTAL PAYOUT.....\$325.00
TOTAL PROFIT.....\$95.00

TOTAL PAYOUT PERCENT...77.38%
 TOTAL PROFIT PERCENT...22.62%
 WIN RATIO: 1 IN 10.5
 PACKED 32 SETS PER CASE.

CENTURY 13

1 PER PLAY

ALL TICKET NUMBERS ENDING IN 13

HOLD FOR CHANCE ON

LAST SALE

NO LAST SALE

Choose 1 Option Only

Choose 1 Option Only

CENTURY 13

\$100

WINS

BAR BAR BAR
BAR BAR BAR

\$20
2 WINNERS

WINS

BELL BELL BELL

\$15
2 WINNERS

WINS

LEMON LEMON LEMON
LEMON LEMON LEMON

\$10
6 WINNERS

WINS

ORANGE ORANGE ORANGE
ORANGE ORANGE ORANGE

\$5
8 WINNERS

WINS

CHERRY CHERRY CHERRY
CHERRY CHERRY CHERRY

\$3
10 WINNERS

WINS

ALL NUMBERS
ENDING IN
66

\$2
17 WINNERS

WINS

\$1
32 WINNERS

- 013
- 113
- 213
- 313
- 413
- 513
- 613
- 713
- 813
- 913
- 1013
- 1113
- 1213
- 1313
- 1413
- 1513
- 1613
- 1713
- LAST SALE

FAIR PLAY CENTURY 13 100001

MADE IN THE U.S.A.

WINNER

FORM# 129-BC

ST. 4
1840 Century 13
TAKES IN:

460 PLAYS @ \$1.00	\$460.00
SEAL WINNERS:	
1 @ \$100.00	\$100.00
INSTANT WINNERS:	
2 @ \$20.00	\$40.00
2 @ \$15.00	\$30.00
6 @ \$10.00	\$60.00
8 @ \$5.00	\$40.00
10 @ \$3.00	\$30.00
17 @ \$2.00	\$34.00
51 @ \$1.00	\$51.00

TOTAL PAYOUT.....\$385.00
TOTAL PROFIT.....\$75.00

TOTAL PAYOUT PERCENT...83.70%
TOTAL PROFIT PERCENT...16.30%
WIN RATIO: 1 IN 4.79
PACKED 32 SETS PER CASE.

FORM# 130-BC
FORM# 130-RW
FORM# F14-008

ST. 4 / 4 FOLD
1920 Century 13
TAKES IN:

480 PLAYS @ \$1.00	\$480.00
SEAL WINNERS:	
1 @ \$100.00	\$100.00
INSTANT WINNERS:	
2 @ \$20.00	\$40.00
2 @ \$15.00	\$30.00
6 @ \$10.00	\$60.00
8 @ \$5.00	\$40.00
10 @ \$3.00	\$30.00
17 @ \$2.00	\$34.00
51 @ \$1.00	\$51.00

TOTAL PAYOUT.....\$385.00
TOTAL PROFIT.....\$95.00

TOTAL PAYOUT PERCENT...80.21%
TOTAL PROFIT PERCENT...19.79%
WIN RATIO: 1 IN 4.95
SETS PER CASE: St.30 / Fld.32
PACKED 32 SETS PER CASE.

FORM# 204-001
FORM# 204-003


ST. 4
2000 Century 13
TAKES IN:

500 PLAYS @ \$1.00	\$500.00
SEAL WINNERS:	
1 @ \$100.00	\$100.00
INSTANT WINNERS:	
2 @ \$20.00	\$40.00
2 @ \$15.00	\$30.00
6 @ \$10.00	\$60.00
8 @ \$5.00	\$40.00
10 @ \$3.00	\$30.00
17 @ \$2.00	\$34.00
51 @ \$1.00	\$51.00

TOTAL PAYOUT.....\$385.00
TOTAL PROFIT.....\$115.00

TOTAL PAYOUT PERCENT...77.00%
TOTAL PROFIT PERCENT...23.00%
WIN RATIO: 1 IN 5.15
PACKED 32 SETS PER CASE.

LITTLE STARS



FORM# 194-001

ST. 4
 1900 Little Stars
 TAKES IN:
 475 PLAYS @ \$1.00.....\$475.00
 INSTANT WINNERS:
 16 @ \$25.00.....\$400.00

TOTAL PAYOUT.....\$400.00
 TOTAL PROFIT.....\$75.00

TOTAL PAYOUT PERCENT...84.21%
 TOTAL PROFIT PERCENT...15.79%
 WIN RATIO: 1 IN 29.69
 PACKED 32 SETS PER CASE.

POPPIN' CRAZY STARS

\$1 Per Play

1 at \$100
or
2 at \$50

OPEN HERE →

Operators Choose One Option

OPEN HERE →

OPEN HERE →

HOLD ALL RED 00'S WITH PURPLE STARS FOR CHANCE AT SEAL

POPPIN' CRAZY STARS

LAST SALE WINNER \$25

RED 055-1455 WITH GREEN STARS

RED 077-1477 WITH BLUE STARS

Total Seal Value \$100.00

100	900
200	1000
300	1100
400	1200
500	1300
600	1400
700	1500
800	Last Sale

\$25 \$25 \$25 \$25 \$25 \$25
 \$10 \$10 \$10 \$10 \$10 \$10
 \$10 \$10 \$10 \$10 \$10 \$10
 \$10 \$10 \$10 \$10 \$10 \$10
 \$5 \$5 \$5 \$5 \$5 \$5
 \$5 \$5 \$5 \$5 \$5 \$5



FORM# 204-011

ST. 4

2480 Poppin Crazy Stars

TAKES IN:

620 PLAYS @ \$1.00.....\$620.00

INSTANT WINNERS:

1 @ \$100.00.....\$100.00
 6 @ \$25.00.....\$150.00
 15 @ \$10.00.....\$150.00
 15 @ \$5.00.....\$75.00
 1 @ \$25.00.....\$25.00

TOTAL PAYOUT.....\$500.00
TOTAL PROFIT.....\$120.00

TOTAL PAYOUT PERCENT...80.65%
 TOTAL PROFIT PERCENT....19.35%
 WIN RATIO: 1 IN 16.32
 PACKED 24 SETS PER CASE.

FAIR PLAY POPPIN' CRAZY STARS

1200

100001 SIGN

FAIR PLAY POPPIN' CRAZY STARS

\$25

100001 WIN

PORK CHOP

188-A

\$7.00 PHP PLAY

PORK CHOP

All PORK CHOPS Win **\$100** 4 winners






All WHITE Tickets ENDING IN 55
Win **\$50**
6 Winners

All BLUE Tickets ENDING IN 11-22
Win **\$15**
12 Winners

All BLUE Tickets ENDING IN 33-44
Win **\$10**
12 Winners

All RED Tickets ENDING IN 0
Win **\$2**
60 Winners





100001 WIN

187-A

\$7.00 PHP PLAY

PORK CHOP

All PORK CHOPS Win **\$50** 4 winners

All WHITE Tickets ENDING IN 55
Win **\$50**
6 Winners

All BLUE Tickets ENDING IN 11-22
Win **\$70**
12 Winners

All BLUE Tickets ENDING IN 33-44
Win **\$5**
12 Winners

All RED Tickets ENDING IN 0
Win **\$2**
60 Winners

100001 WIN

100001

100001 WIN

100001

100001 WIN



FORM# 188-A

ST. 3
4000+80 Pork Chop
TAKES IN:
1360 PLAYS @ \$1.00.....\$1360.00

INSTANT WINNERS:

4 @ \$100.00.....	\$400.00
6 @ \$50.00.....	\$300.00
12 @ \$15.00.....	\$180.00
12 @ \$10.00.....	\$120.00
60 @ \$2.00.....	\$120.00

TOTAL PAYOUT.....\$1120.00
TOTAL PROFIT.....\$240.00

TOTAL PAYOUT PERCENT...82.35%
TOTAL PROFIT PERCENT....17.65%
WIN RATIO: 1 IN 14.47
PACKED 16 SETS PER CASE.



FORM# 187-A

FORM# F23-001

ST. 3 / 3-FOLD
2800+80 Pork Chop
TAKES IN:
960 PLAYS @ \$1.00.....\$960.00

INSTANT WINNERS:

4 @ \$50.00.....	\$200.00
6 @ \$50.00.....	\$300.00
12 @ \$10.00.....	\$120.00
12 @ \$5.00.....	\$60.00
60 @ \$2.00.....	\$120.00

TOTAL PAYOUT.....\$800.00
TOTAL PROFIT.....\$160.00

TOTAL PAYOUT PERCENT...83.33%
TOTAL PROFIT PERCENT....16.67%
WIN RATIO: 1 IN 10.21
PACKED 20 SETS PER CASE.

VICTORY LAP

\$1.00 PER PLAY

VICTORY LAP™

START YOUR ENGINES!

WINS \$100

WINS \$50

WINS \$25

GREEN FLAG ACTION TO THE END!

Multiple Winners Not Guaranteed

Muncie Novelty

VICTORY LAP™

\$100 \$100

\$50

\$25 \$25

FORM# 304-001

FAIR PLAY

FAIR PLAY

FAIR PLAY

100001

VICTORY LAP

MADE IN THE U.S.A.

MADE IN THE U.S.A.

MADE IN THE U.S.A.

#1 WINNER

\$25.00

\$25.00

\$50.00

100001

100001

ST. 4

3040 Victory Lap

TAKES IN:

760 PLAYS @ \$1.00.....	\$760.00
INSTANT WINNERS:	
2 @ \$100.00.....	\$200.00
2 @ \$50.00.....	\$100.00
12 @ \$25.00.....	\$300.00

TOTAL PAYOUT.....\$600.00

TOTAL PROFIT.....\$160.00

TOTAL PAYOUT PERCENT...78.95%

TOTAL PROFIT PERCENT...21.05%

WIN RATIO: 1 IN 47.50

PACKED 16 SETS PER CASE.

3000+60 NUMERAL

mn 3000 + 60 NUMERAL

SERIAL # _____ DATE _____

ALL NUMBERS ENDING IN
00 HOLD FOR CHANCE TO WIN \$500
2 WINNERS

011 - 111 - 211 - 311 - 411
EACH RECEIVE \$100.00
5 WINNERS

055 - 155 - 255 - 355 - 455
EACH RECEIVE \$50.00
5 WINNERS

022 - 122 - 222 - 322 - 422
EACH RECEIVE \$20.00
6 WINNERS

ALL NUMBERS ENDING IN 7
EACH RECEIVE \$10.00
60 WINNERS

\$1.00 PER PLAY

mn 3000 + 60 NUMERAL

SERIAL # _____ DATE _____

ALL NUMBERS ENDING IN
00 HOLD FOR CHANCE TO WIN \$500.00
2 WINNERS

011 - 111 - 211 - 311 - 411
EACH RECEIVE \$100.00
5 WINNERS

055 - 155 - 255 - 355 - 455
EACH RECEIVE \$50.00
5 WINNERS

022 - 122 - 222 - 322 - 422 - 522
EACH RECEIVE \$20.00
6 WINNERS

ALL NUMBERS ENDING IN 77 OR 88
EACH RECEIVE \$10.00
60 WINNERS

\$1.00 PER PLAY



FORM# 300-004

RED WINNERS	
SINGLE 3060 Numeral TAKES IN:	
3060 PLAYS @ \$1.00.....	\$3060.00
SEAL WINNER:	
2 @ \$500.00.....	\$1000.00
INSTANT WINNERS:	
5 @ \$100.00.....	\$500.00
5 @ \$50.00.....	\$250.00
6 @ \$20.00.....	\$120.00
60 @ \$10.00.....	\$600.00

TOTAL PAYOUT.....\$2470.00
TOTAL PROFIT.....\$590.00

TOTAL PAYOUT PERCENT...80.72%
TOTAL PROFIT PERCENT...19.28%
WIN RATIO: 1 IN 39.23
PACKED 16 SETS PER CASE.

FORM# 170-B

ST. 4	
3060 Numeral TAKES IN:	
765 PLAYS @ \$1.00.....	\$765.00
SEAL WINNER:	
1 @ \$250.00.....	\$250.00
INSTANT WINNERS:	
5 @ \$20.00.....	\$100.00
5 @ \$10.00.....	\$50.00
6 @ \$5.00.....	\$30.00
60 @ \$2.00.....	\$120.00

TOTAL PAYOUT.....\$550.00
TOTAL PROFIT.....\$215.00

TOTAL PAYOUT PERCENT...71.90%
TOTAL PROFIT PERCENT...28.10%
WIN RATIO: 1 IN 9.94
PACKED 16 SETS PER CASE.

3060 NUMERAL

3060 NUMERAL SINGLE

3060 NUMERAL ST-5

SERIAL # _____ DATE _____

SERIAL # _____ DATE _____

ALL NUMBERS ENDING IN
00 HOLD FOR CHANCE TO WIN \$100
1 WINNERS

ALL NUMBERS ENDING IN
00 HOLD FOR CHANCE TO WIN \$100.00
1 WINNERS

011 - 111 - 211 - 311 - 411
EACH RECEIVE \$25.00
5 WINNERS

011 - 111 - 211 - 311 - 411
EACH RECEIVE \$10.00
5 WINNERS

055 - 155 - 255 - 355
EACH RECEIVE \$20
5 WINNERS

055 - 155 - 255 - 355 - 455
EACH RECEIVE \$5.00
5 WINNERS

022 - 122 - 222 - 322
EACH RECEIVE
6 WINNERS

022 - 122 - 222 - 322 - 422 - 522
EACH RECEIVE \$2.00
6 WINNERS

ALL NUMBERS ENDING IN
60
EACH RECEIVE \$1.00
60 WINNERS

ALL NUMBERS ENDING IN 77 OR 88
EACH RECEIVE \$1.00
60 WINNERS

\$0.25 PER PLAY

FORM# 300-006

FORM# 170-G

FORM# 170-I

SINGLE
3060 Numeral
TAKES IN:
3060 PLAYS @ \$0.25.....\$765.00
SEAL WINNER:
1 @ \$100.00.....\$100.00
INSTANT WINNERS:
5 @ \$25.00.....\$125.00
5 @ \$20.00.....\$100.00
6 @ \$15.00.....\$90.00
60 @ \$2.00.....\$120.00

ST. 5
3060 Numeral
TAKES IN:
612 PLAYS @ \$0.50.....\$306.00
SEAL WINNER:
1 @ \$100.00.....\$100.00
INSTANT WINNERS:
5 @ \$10.00.....\$50.00
5 @ \$5.00.....\$25.00
6 @ \$2.00.....\$12.00
60 @ \$1.00.....\$60.00

TOTAL PAYOUT.....\$535.00
TOTAL PROFIT.....\$230.00

TOTAL PAYOUT.....\$247.00
TOTAL PROFIT.....\$59.00

TOTAL PAYOUT PERCENT...69.93%
TOTAL PROFIT PERCENT...30.07%
WIN RATIO: 1 IN 39.74
PACKED 16 SETS PER CASE.

TOTAL PAYOUT PERCENT...80.72%
TOTAL PROFIT PERCENT...19.28%
WIN RATIO: 1 IN 7.95
PACKED 16 SETS PER CASE.



3300 Numeral



SERIAL # _____

SERIAL # _____

Serial # _____

Serial # _____

Date _____

ALL 1
00 HOLD FC

ALL 1
00 HOLD FC

ALL 1
00 Hold for

All Numbers Ending In
00 Hold for Chance to Win \$100.00
1 Winner

011 - 111 - 211 - 311 - 411
Each Receive \$50.00
5 Winners

055 - 155 - 255 - 355 - 455
Each Receive \$25.00
5 Winners

022 - 122 - 222 - 322 - 422 - 522
Each Receive \$5.00
6 Winners

All Numbers Ending in 77 or 88
Each Receive \$1.00
66 Winners

3300 Numeral

\$1.00 Per Play

825 St-4 Plays

Numbers Ending in 11
011-111-211-311-411-511-611-711-811-911
Each Win \$25.00
10 Winners

Numbers Ending in 55
055-155-255-355-455-555-655-755-855-955
Each Win \$20.00
10 Winners

Numbers Ending in 22
022-122-222-322-422-522-622-722-822-922
Each Win \$5.00
10 Winners

Numbers Ending in 77 & 88

FORM# 177-B

ST. 4 3300 Numeral TAKES IN:

825 PLAYS @ \$1.00.....\$825.00

INSTANT WINNERS:

10 @ \$25.00.....\$250.00
10 @ \$20.00.....\$200.00
10 @ \$5.00.....\$500.00
66 @ \$1.00.....\$66.00

TOTAL PAYOUT.....\$566.00
TOTAL PROFIT.....\$259.00

TOTAL PAYOUT PERCENT...68.61%
TOTAL PROFIT PERCENT...31.39%
WIN RATIO: 1 IN 8.59
PACKED 16 SETS PER CASE.

FORM# 304-004

FORM# 304-005

FORM# F34-001

RED WINNERS

ST. 4 / 4 FOLD 3300 Numeral TAKES IN:

825 PLAYS @ \$1.00.....\$825.00

SEAL WINNER:

1 @ \$100.00.....\$100.00

INSTANT WINNERS:

5 @ \$50.00.....\$250.00
5 @ \$25.00.....\$125.00
6 @ \$5.00.....\$30.00
66 @ \$1.00.....\$66.00

TOTAL PAYOUT.....\$571.00
TOTAL PROFIT.....\$254.00

TOTAL PAYOUT PERCENT...69.21%
TOTAL PROFIT PERCENT...30.79%
WIN RATIO: 1 IN 9.94
PACKED 16 SETS PER CASE.



FORM# 310-001

FORM# 310-002

RED WINNERS

ST. 10 3300 Numeral TAKES IN:

330 PLAYS @ \$1.00.....\$330.00

SEAL WINNER:

1 @ \$100.00.....\$100.00

INSTANT WINNERS:

5 @ \$10.00.....\$50.00
5 @ \$5.00.....\$25.00
6 @ \$2.00.....\$12.00
66 @ \$1.00.....\$66.00

TOTAL PAYOUT.....\$253.00
TOTAL PROFIT.....\$77.00

TOTAL PAYOUT PERCENT...76.67%
TOTAL PROFIT PERCENT...23.33%
WIN RATIO: 1 IN 3.98
PACKED 16 SETS PER CASE.



jar ticket



Lucky 7



3360 Staple-5

\$.25 Per Play

672 Plays

Orange Tickets	Yellow Tickets	Green Tickets
077 \$3.00	077 177 277	077 \$3.00 177
177 277 377 477 \$1.00		



Lucky 7



5240 Staple-5

\$.50 Per Play

1048 Plays

Ending In	Orange Tickets	Yellow Tickets	Green Tickets
7-\$0.25	077 177 277 377 477 \$10.00	077 177 277 377 477 \$20.00	077 177 277 377 477 \$10.00
	Ending In 7-\$0.50	Ending In 7-\$1.00	Ending In 7-\$0.50

Form#141-C



Lucky 7



6600 Triple 50's

.50 Per Play

285 Winners

Orange Tickets	Yellow Tickets	Green Tickets
077 \$50.00	077 \$50.00	077 \$50.00
177 \$25.00	177	177
277-377 \$10.00		

25¢ LUCKY 7 25¢

PER PACK OF 3 TICKETS

PER PACK OF 3 TICKETS

8400 "L7"

Form 184-A 285 - WINNERS - 285

Ending	ORANGE TICKETS	YELLOW TICKETS	GREEN TICKETS
7-\$0.50 Repeats 90	077 \$50.00	077 \$50.00	077 \$50.00
	177 \$25.00	177 \$25.00	177 \$25.00
	277-377-477 \$10.00	277-377-477 \$10.00	277-377-477 \$10.00
	ENDING IN 7 - 50¢ Repeats 90 Times	ENDING IN 7 - \$1.00 Repeats 90 Times	ENDING IN 7 - 50¢ Repeats 90 Times

FORM# 135-C

ST. 5
3360 Lucky 7
TAKES IN:
672 PLAYS @ \$0.25.....\$168.00

INSTANT WINNERS:

5 @ \$10.00.....\$50.00
2 @ \$3.00.....\$6.00
8 @ \$1.00.....\$8.00
45 @ \$0.50.....\$22.50
90 @ \$0.25.....\$22.50

TOTAL PAYOUT.....\$109.00
TOTAL PROFIT.....\$59.00

TOTAL PAYOUT PERCENT...64.88%
TOTAL PROFIT PERCENT...35.12%
WIN RATIO: 1 IN 4.48
PACKED 18 SETS PER CASE.

FORM# 141-C

ST. 5
5240 Lucky 7
TAKES IN:
1048 PLAYS @ \$0.50.....\$524.00

INSTANT WINNERS:

5 @ \$20.00.....\$100.00
5 @ \$10.00.....\$50.00
5 @ \$10.00.....\$50.00
45 @ \$1.00.....\$45.00
90 @ \$0.50.....\$45.00

TOTAL PAYOUT.....\$290.00
TOTAL PROFIT.....\$234.00

TOTAL PAYOUT PERCENT...55.34%
TOTAL PROFIT PERCENT...44.66%
WIN RATIO: 1 IN 6.99
PACKED 10 SETS PER CASE.



FORM# 142-C

ST. 5
6600 Lucky 7
TAKES IN:
1320 PLAYS @ \$0.50.....\$660.00

INSTANT WINNERS:

3 @ \$50.00.....\$150.00
3 @ \$25.00.....\$75.00
9 @ \$10.00.....\$90.00
90 @ \$1.00.....\$90.00
180 @ \$0.50.....\$90.00

TOTAL PAYOUT.....\$495.00
TOTAL PROFIT.....\$165.00

TOTAL PAYOUT PERCENT...75.00%
TOTAL PROFIT PERCENT...25.00%
WIN RATIO: 1 IN 4.63
PACKED 8 SETS PER CASE.

FORM# 184-A

ST. 3
8400 Lucky 7
TAKES IN:
2800 PLAYS @ \$0.25.....\$700.00

INSTANT WINNERS:

3 @ \$50.00.....\$150.00
3 @ \$25.00.....\$75.00
9 @ \$10.00.....\$90.00
90 @ \$1.00.....\$90.00
90 @ \$0.50.....\$45.00

TOTAL PAYOUT.....\$450.00
TOTAL PROFIT.....\$250.00

TOTAL PAYOUT PERCENT...64.29%
TOTAL PROFIT PERCENT...35.71%
WIN RATIO: 1 IN 14.36
PACKED 6 SETS PER CASE.

GOLD Bonus

DATE _____ \$1.00 PER PLAY

SERIAL# _____

FAIR PLAY GOLD Bonus

ALL GOLD TICKETS ENDING IN 066
WIN \$50
6 winners

ALL WHITE TICKETS ENDING IN 55
WIN \$25
6 winners

ALL BLUE TICKETS ENDING IN 11-22 33-44
WIN \$10
24 winners

ALL RED TICKETS ENDING IN 0
WIN \$1
60 winners

066
MADE IN THE U.S.A. WIN

550
MADE IN THE U.S.A. WIN

155
MADE IN THE U.S.A. WIN

011
MADE IN THE U.S.A. WIN

FAIR PLAY 100001



FORM# 144-A

ST. 3
3600 Gold Bonus
TAKES IN:
1200 PLAYS @ \$1.00.....\$1200.00

INSTANT WINNERS:
6 @ \$50.00.....\$300.00
6 @ \$50.00.....\$300.00
12 @ \$10.00.....\$120.00
12 @ \$10.00.....\$120.00
60 @ \$2.00.....\$120.00

TOTAL PAYOUT.....\$960.00
TOTAL PROFIT.....\$240.00

TOTAL PAYOUT PERCENT...80.00%
TOTAL PROFIT PERCENT...20.00%
WIN RATIO: 1 IN 12.50
PACKED 16 SETS PER CASE.



FORM# 144-B

ST. 4
3600 Gold Bonus
TAKES IN:
900 PLAYS @ \$1.00.....\$900.00

INSTANT WINNERS:
6 @ \$50.00.....\$300.00
6 @ \$25.00.....\$150.00
12 @ \$10.00.....\$120.00
12 @ \$10.00.....\$120.00
60 @ \$1.00.....\$60.00

TOTAL PAYOUT.....\$750.00
TOTAL PROFIT.....\$150.00

TOTAL PAYOUT PERCENT...83.33%
TOTAL PROFIT PERCENT...16.67%
WIN RATIO: 1 IN 9.38
PACKED 16 SETS PER CASE.



FORM# 190-A

ST. 3
3600+80 Gold Bonus
TAKES IN:
1227 PLAYS @ \$1.00.....\$1227.00

INSTANT WINNERS:
6 @ \$50.00.....\$300.00
6 @ \$50.00.....\$300.00
24 @ \$10.00.....\$240.00
60 @ \$2.00.....\$120.00

TOTAL PAYOUT.....\$960.00
TOTAL PROFIT.....\$267.00

TOTAL PAYOUT PERCENT...78.24%
TOTAL PROFIT PERCENT...21.76%
WIN RATIO: 1 IN 12.78
PACKED 16 SETS PER CASE.



FORM# 190-B

ST. 4
3600+80 Gold Bonus
TAKES IN:
920 PLAYS @ \$1.00.....\$920.00

INSTANT WINNERS:
6 @ \$50.00.....\$300.00
6 @ \$25.00.....\$150.00
12 @ \$10.00.....\$120.00
12 @ \$10.00.....\$120.00
60 @ \$1.00.....\$60.00

TOTAL PAYOUT.....\$750.00
TOTAL PROFIT.....\$170.00

TOTAL PAYOUT PERCENT...81.52%
TOTAL PROFIT PERCENT...18.48%
WIN RATIO: 1 IN 9.58
PACKED 16 SETS PER CASE.



FORM# 190-BA

ST. 4
3600+160 Gold Bonus
TAKES IN:
940 PLAYS @ \$1.00.....\$940.00

INSTANT WINNERS:
6 @ \$50.00.....\$300.00
6 @ \$25.00.....\$150.00
12 @ \$10.00.....\$120.00
12 @ \$10.00.....\$120.00
60 @ \$1.00.....\$60.00

TOTAL PAYOUT.....\$750.00
TOTAL PROFIT.....\$190.00

TOTAL PAYOUT PERCENT...79.79%
TOTAL PROFIT PERCENT...20.21%
WIN RATIO: 1 IN 9.79
PACKED 16 SETS PER CASE.



OUTLINE

\$1.00 PER PLAY



MADE IN THE U.S.A.

666

100001

100001 WIN

WITH Stars

32 \$25

- | | | | |
|------|------|------|------|
| 111 | 222 | 333 | 444 |
| 777 | 888 | 111 | 122 |
| 1555 | 1666 | 1777 | 1888 |
| 2333 | 2444 | 2555 | 2666 |
| 3111 | 3222 | 3333 | 3444 |
| | | 3777 | 3888 |



WINNERS
FORM# 171-F

SINGLE
4000 Outline With Star
TAKES IN:
4000 PLAYS @ \$0.25.....\$4000.00
INSTANT WINNERS:
32 @ \$25.00.....\$3200.00

TOTAL PAYOUT.....\$3200.00
TOTAL PROFIT.....\$800.00

TOTAL PAYOUT PERCENT...80.00%
TOTAL PROFIT PERCENT...20.00%
WIN RATIO: 1 IN 125.00
PACKED 16 SETS PER CASE.



FORM# 171-D

ST. 4
4000 Outline With Star
TAKES IN:
1000 PLAYS @ \$1.00.....\$1000.00
INSTANT WINNERS:
32 @ \$25.00.....\$800.00

TOTAL PAYOUT.....\$800.00
TOTAL PROFIT.....\$200.00

TOTAL PAYOUT PERCENT...80.00%
TOTAL PROFIT PERCENT...20.00%
WIN RATIO: 1 IN 31.25
PACKED 16 SETS PER CASE.



FORM# 171-I

ST. 5
4000 Outline With Stars
TAKES IN:
800 PLAYS @ \$5.00.....\$4000.00
INSTANT WINNERS:
32 @ \$100.00.....\$3200.00

TOTAL PAYOUT.....\$3200.00
TOTAL PROFIT.....\$800.00

TOTAL PAYOUT PERCENT...80.00%
TOTAL PROFIT PERCENT...20.00%
WIN RATIO: 1 IN 25.00
PACKED 16 SETS PER CASE.



FORM# 171-G

SINGLE
4000+80
Outline With Star
TAKES IN:
4080 PLAYS @ \$0.25.....\$1020.00
INSTANT WINNERS:
32 @ \$25.00.....\$800.00

TOTAL PAYOUT.....\$800.00
TOTAL PROFIT.....\$220.00

TOTAL PAYOUT PERCENT...78.43%
TOTAL PROFIT PERCENT...21.57%
WIN RATIO: 1 IN 127.50
PACKED 16 SETS PER CASE.



FORM# 171-H
FORM# F44-007

ST. 4
4000+80
Outline With Star
TAKES IN:
1020 PLAYS @ \$1.00.....\$1020.00
INSTANT WINNERS:
32 @ \$25.00.....\$800.00

TOTAL PAYOUT.....\$800.00
TOTAL PROFIT.....\$220.00

TOTAL PAYOUT PERCENT...78.43%
TOTAL PROFIT PERCENT...21.57%
WIN RATIO: 1 IN 21.57
PACKED 16 SETS PER CASE.



FORM# 173-G

SINGLE
6000+32 Numeral
TAKES IN:
6032 PLAYS @ \$0.25.....\$1508.00
INSTANT WINNER:
32 @ \$35.00.....\$1120.00

TOTAL PAYOUT.....\$1120.00
TOTAL PROFIT.....\$388.00

TOTAL PAYOUT PERCENT...74.27%
TOTAL PROFIT PERCENT...25.73%
WIN RATIO: 1 IN 188.50
PACKED 10 SETS PER CASE.

UDDER BUCKS



FORM# 404-012
FORM# F44-002

ST. 4 / 4 FOLD
4080 Udder Bucks

TAKES IN:

1020 PLAYS @ \$1.00.....\$1020.00

INSTANT WINNERS:

4 @ \$100.00.....\$400.00
4 @ \$50.00.....\$200.00
6 @ \$25.00.....\$150.00
10 @ \$5.00.....\$50.00

TOTAL PAYOUT.....\$800.00
TOTAL PROFIT.....\$220.00

TOTAL PAYOUT PERCENT...78.43%
TOTAL PROFIT PERCENT...21.57%
WIN RATIO: 1 IN 42.50
SETS PER CASE: St.16 / Fld.20



FORM# 604-052
FORM# F64-015

ST. 4 / 4 FOLD
6780 Udder Bucks

TAKES IN:

1695 PLAYS @ \$1.00.....\$1695.00

INSTANT WINNERS:

10 @ \$50.00.....\$500.00
31 @ \$25.00.....\$775.00

SOME BUNDLES MAY CONTAIN MULTIPLE WINNERS:

2-\$150 Winners(3-\$50 Winners)
1-\$125 Winners(2-\$50/1-\$25 Winner)
1-\$100 Winners(2-\$50 Winners)
2-\$75 Winners(3-\$25 Winners)
24-\$25 Winners

TOTAL PAYOUT.....\$1275.00
TOTAL PROFIT.....\$420.00

TOTAL PAYOUT PERCENT...75.22%
TOTAL PROFIT PERCENT...24.78%
WIN RATIO: 1 IN 41.34
SETS PER CASE: St.8 / Fld.12

FORM# 803-002
FORM# F83-001

ST. 3 / 3 FOLD
8640 Udder Bucks

TAKES IN:

2880 PLAYS @ \$1.00.....\$2880.00

INSTANT WINNERS:

10 @ \$100.00.....\$1000.00
12 @ \$50.00.....\$600.00
6 @ \$20.00.....\$120.00
6 @ \$10.00.....\$60.00
12 @ \$5.00.....\$60.00
240 @ \$1.00.....\$240.00

TOTAL PAYOUT.....\$2080.00
TOTAL PROFIT.....\$800.00

TOTAL PAYOUT PERCENT...72.22%
TOTAL PROFIT PERCENT...27.78%
WIN RATIO: 1 IN 10.07
SETS PER CASE: St.6 / Fld.8



FORM# 1x03-001
FORM# F1x03-01

ST. 3 / 3 FOLD
12000 Udder Bucks

TAKES IN:

4000 PLAYS @ \$1.00.....\$4000.00

INSTANT WINNERS:

10 @ \$100.00.....\$1000.00
10 @ \$100.00.....\$1000.00
10 @ \$50.00.....\$500.00
10 @ \$25.00.....\$250.00
10 @ \$10.00.....\$100.00
60 @ \$5.00.....\$300.00

TOTAL PAYOUT.....\$3150.00
TOTAL PROFIT.....\$850.00

TOTAL PAYOUT PERCENT...78.75%
TOTAL PROFIT PERCENT...21.25%
WIN RATIO: 1 IN 36.36
SETS PER CASE: St.4 / Fld.6



jar ticket



ULTIMATE JOE

ULTIMATE JOE
 HOLD ALL RED "OO'S" FOR A CHANCE AT
\$100
 1 SEAL WINNER
 \$4 PER PLAY

ULTIMATE JOE
 HOLD ALL RED "OO'S" FOR A CHANCE AT
\$100

32 WINNERS
 \$25 \$25 \$25 \$25 \$25 \$25 \$25 \$25 \$25 \$25 \$25 \$25
 \$25 \$25 \$25 \$25 \$25 \$25 \$25 \$25 \$25 \$25 \$25 \$25
 \$25 \$25 \$25 \$25 \$25 \$25 \$25 \$25 \$25 \$25 \$25 \$25

100	1100
200	1200
300	1300
400	1400
500	1500
600	1600
700	1700
800	1800
900	1900
1000	2000

LAST SALE _____

ULTIMATE JOE
 FAIR PLAY 100001
666
 100001 **WIN**

ULTIMATE JOE
 FAIR PLAY 100001
500
 100001 **SIGN UP**



FORM# 171-UJ

FORM# 171-UJNLS

ST. 4
 4000+580 Ultimate Joe
TAKES IN:
 1145 PLAYS @ \$1.00.....\$1145.00
SEAL WINNERS:
 1 @ \$100.00.....\$100.00
INSTANT WINNERS:
 32 @ \$25.00.....\$800.00

TOTAL PAYOUT.....\$900.00
TOTAL PROFIT.....\$245.00

TOTAL PAYOUT PERCENT...78.60%
 TOTAL PROFIT PERCENT...21.40%
 WIN RATIO: 1 IN 34.70
 PACKED 12 SETS PER CASE.

STARS & Stripes



FORM# 403-016

ST. 3
4128 Stars and Stripes
TAKES IN:
 1376 PLAYS @ \$1.00.....\$1376.00
INSTANT WINNERS:
 30 @ \$25.00.....\$1000.00
 SOME BUNDLES MAY CONTAIN MULTIPLE WINNERS:
 3 Packs have 3 Winners
 4 Packs have 2 Winners
 23 Packs have 1 Winner

TOTAL PAYOUT.....\$1000.00
TOTAL PROFIT.....\$376.00

TOTAL PAYOUT PERCENT...72.67%
 TOTAL PROFIT PERCENT...27.33%
 WIN RATIO: 1 IN 45.87
 PACKED 16 SETS PER CASE.

FORM# 404-010

ST. 4
4128 Stars and Stripes
TAKES IN:
 1032 PLAYS @ \$1.00.....\$1032.00
INSTANT WINNERS:
 32 @ \$25.00.....\$800.00

TOTAL PAYOUT.....\$800.00
TOTAL PROFIT.....\$232.00

TOTAL PAYOUT PERCENT...77.52%
 TOTAL PROFIT PERCENT...22.48%
 WIN RATIO: 1 IN 32.25
 PACKED 16 SETS PER CASE.

BARREL OF CASH



\$2000 2 WINNERS

\$1500 2 WINNERS

TIP SEAL PAYS \$50 1 WINNER

PAYS \$20 2 WINNERS

PAYS \$10 2 WINNERS

NUMBERS ENDING IN 66 PAYS \$1 40 WINNERS

PACK OF 4 TICKETS IS 50¢

OVER 80% PAYOUT

077-177-277-377-477-577-677-777-877-977-1077-1177-1277-1377-1477-1577-1677-1777-1877-1977-2077-2177-2277-2377-2477-2577-2677-2777-2877-2977-3077-3177-3277-3377-3477-3577-3677-3777-3877-3977-4077-4177-4277-4377-4477-4577-4677-4777-4877-4977-5077-5177-5277-5377-5477-5577-5677-5777-5877-5977-6077-6177-6277-6377-6477-6577-6677-6777-6877-6977-7077-7177-7277-7377-7477-7577-7677-7777-7877-7977-8077-8177-8277-8377-8477-8577-8677-8777-8877-8977-9077-9177-9277-9377-9477-9577-9677-9777-9877-9977

EACH NUMBER ABOVE RECEIVES CHOICE OF 20 SEALS

ORANGE PAYS \$3 8 WINNERS

LEMON PAYS \$5 6 WINNERS

CHERRY PAYS \$2 10 WINNERS

BARREL OF CASH

\$50 SEAL VALUE

\$2000 2 WINNERS

\$1500 2 WINNERS

\$1000 2 WINNERS

\$500 2 WINNERS

NUMBERS BELOW RECEIVE CHOICE OF ANY ONE OF ABOVE 20 SEALS

077-177-277-377-477
577-677-777-877-977
1077-1177-1277-1377-1477
1577-1677-1777-1877-1977-2077-2177-2277-2377-2477-2577-2677-2777-2877-2977-3077-3177-3277-3377-3477-3577-3677-3777-3877-3977-4077-4177-4277-4377-4477-4577-4677-4777-4877-4977-5077-5177-5277-5377-5477-5577-5677-5777-5877-5977-6077-6177-6277-6377-6477-6577-6677-6777-6877-6977-7077-7177-7277-7377-7477-7577-7677-7777-7877-7977-8077-8177-8277-8377-8477-8577-8677-8777-8877-8977-9077-9177-9277-9377-9477-9577-9677-9777-9877-9977

FAIR PLAY

100001

MADE IN THE U.S.A.

100001 WIN \$20

FORM# 147-B

FORM# 147-BPA

ST. 4
4432 Barrel Of Cash
TAKES IN:

1108 PLAYS @ \$0.50	\$554.00
SEAL WINNERS:	
1 @ \$50.00	\$50.00
2 @ \$20.00	\$40.00
2 @ \$15.00	\$30.00
8 @ \$10.00	\$80.00
8 @ \$5.00	\$40.00
INSTANT WINNERS:	
2 @ \$20.00	\$40.00
2 @ \$10.00	\$20.00
6 @ \$5.00	\$30.00
8 @ \$3.00	\$24.00
10 @ \$2.00	\$20.00
40 @ \$1.00	\$40.00
80 @ \$0.50	\$40.00

TOTAL PAYOUT.....\$454.00

TOTAL PROFIT.....\$100.00

TOTAL PAYOUT PERCENT...81.95%

TOTAL PROFIT PERCENT...18.05%

WIN RATIO: 1 IN 6.56

PACKED 12 SETS PER CASE.

BUCK HUNTING™

\$75 \$75

\$75 \$75 \$75

\$50 \$50

\$50 \$50 \$50

5 WINNERS

\$25 \$25 \$25 \$25 \$25 \$25 \$25 \$25 \$25 \$25 \$25 \$25 \$25 \$25 \$25 \$25 \$25 \$25 \$25 \$25

25 WINNERS



Hmph, Hee, Hee, Hee!



FORM# 404-008
FORM# F44-001

FORM# 403-011
FORM# F43-001

FORM# 603-003

ST. 4 / 4-FOLD
4800 Buck Hunting
TAKES IN:
1200 PLAYS @ \$1.00.....\$1200.00
INSTANT WINNERS:
36 @ \$25.00.....\$900.00
SOME BUNDLES MAY CONTAIN MULTIPLE WINNERS:
2 Packs have 4 Winners
4 Packs have 2 Winners
20 Packs have 1 Winner

ST. 3 / 3-Fold
4800 Buck Hunting
TAKES IN:
1600 PLAYS @ \$1.00.....\$1600.00
INSTANT WINNERS:
50 @ \$25.00.....\$1250.00
SOME BUNDLES MAY CONTAIN MULTIPLE WINNERS:
5 Packs have 3 Winners
5 Packs have 2 Winners
25 Packs have 1 Winner

ST. 3
6390 Buck Hunting
TAKES IN:
2130 PLAYS @ \$1.00.....\$2130.00
INSTANT WINNERS:
34 @ \$50.00.....\$1700.00
SOME BUNDLES MAY CONTAIN MULTIPLE WINNERS:
2 Packs have 3 Winners
3 Packs have 2 Winners
22 Packs have 1 Winner

TOTAL PAYOUT.....\$900.00
TOTAL PROFIT.....\$300.00

TOTAL PAYOUT.....\$1250.00
TOTAL PROFIT.....\$350.00

TOTAL PAYOUT.....\$1700.00
TOTAL PROFIT.....\$430.00


TOTAL PAYOUT PERCENT...75.00%
TOTAL PROFIT PERCENT...25.00%
WIN RATIO: 1 IN 33.33
PACKED 12 SETS PER CASE.



TOTAL PAYOUT PERCENT...78.13%
TOTAL PROFIT PERCENT...21.88%
WIN RATIO: 1 IN 32.00
PACKED 12 SETS PER CASE.



TOTAL PAYOUT PERCENT...79.81%
TOTAL PROFIT PERCENT...20.19%
WIN RATIO: 1 IN 62.65
PACKED 10 SETS PER CASE.



\$1.00 Per Play




\$50 Instant Winners  **\$10 Instant Winners** 

\$25 Instant Winners  **\$5 Instant Winners** 

Multiple Winners Not Guaranteed

4 sign-ups for 1 -\$100.00 seal winner
Hold all Red 00 for a chance to win \$100.00

100
 200
 300
 400
 Last Sale



FORM# 172-M

ST. 4
5000+100 Grunts
TAKES IN:
 1275 PLAYS @ \$1.00.....\$1275.00
SEAL WINNERS:
 1 @ \$100.00.....\$100.00
INSTANT WINNERS:
 7 @ \$50.00.....\$350.00
 12 @ \$25.00.....\$300.00
 15 @ \$10.00.....\$150.00
 15 @ \$5.00.....\$75.00

TOTAL PAYOUT.....\$975.00
TOTAL PROFIT.....\$300.00

TOTAL PAYOUT PERCENT...76.47%
 TOTAL PROFIT PERCENT...23.53%
 WIN RATIO: 1 IN 25.00
 PACKED 10 SETS PER CASE.



FORM# 172-N

ST. 4
5000+100 Grunts
TAKES IN:
 1275 PLAYS @ \$1.00.....\$1275.00
INSTANT WINNERS:
 9 @ \$50.00.....\$450.00
 12 @ \$25.00.....\$300.00
 15 @ \$10.00.....\$150.00
 15 @ \$5.00.....\$75.00

TOTAL PAYOUT.....\$975.00
TOTAL PROFIT.....\$300.00

TOTAL PAYOUT PERCENT...76.47%
 TOTAL PROFIT PERCENT...23.53%
 WIN RATIO: 1 IN 25.00
 PACKED 10 SETS PER CASE.

Lucky the Leprechaun

Lucky the Leprechaun

40 Winners
5280 Tickets
1320 Plays

\$1 Per Play

4 Plays with 3 Winners
2 Plays with 2 Winners
24 Plays with 1 Winner

40 Winners at \$25 Each
Multiple Winners NOT Guaranteed.

FAIR PLAY
100001
LUCKY LEPRECHAUN

1081 B WIN

5280 Lucky Staps

BLACK NON-WINNING NUMBERS WILL DUPLICATE



FORM# 172-O

ST. 4
5280 Lucky The Leprechaun
TAKES IN:

1320 PLAYS @ \$1.00.....\$1320.00

INSTANT WINNERS:
40 @ \$25.00.....\$1000.00

SOME BUNDLES MAY CONTAIN MULTIPLE WINNERS:
4 Packs have 3 Winners
2 Packs have 2 Winners
24 Packs have 1 Winner

TOTAL PAYOUT.....\$1000.00
TOTAL PROFIT.....\$320.00

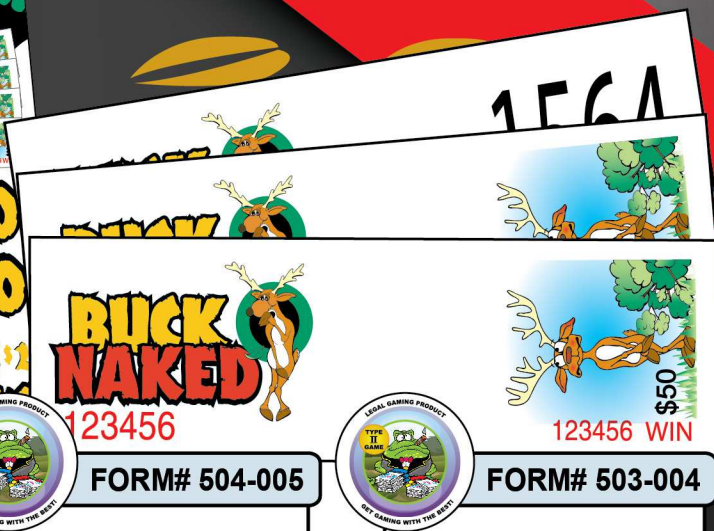
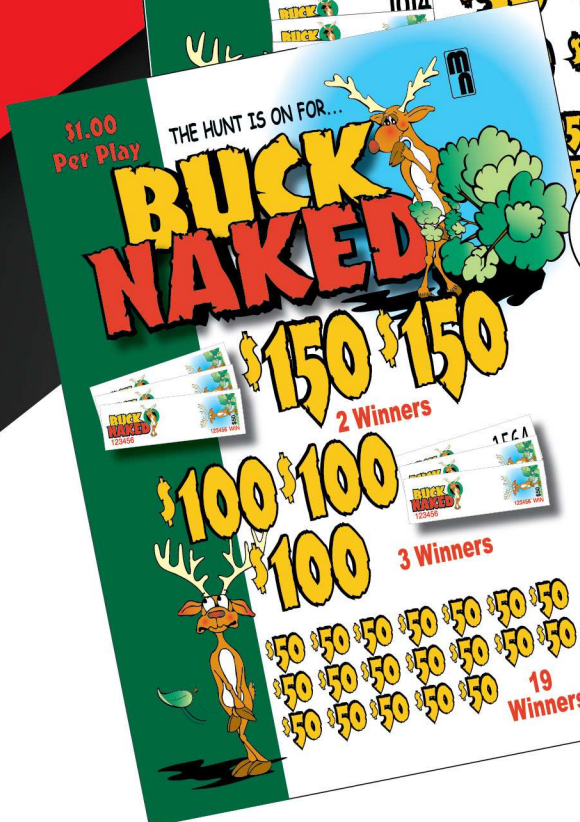
TOTAL PAYOUT PERCENT...75.76%
TOTAL PROFIT PERCENT...24.24%
WIN RATIO: 1 IN 33.00
PACKED 12 SETS PER CASE.

THE HUNT IS ON FOR...

BUCK NAKED



TM



FORM# 504-005

ST. 4
5280 Buck Naked
TAKES IN:
 1320 PLAYS @ \$1.00.....\$1320.00
INSTANT WINNERS:
 40 @ \$25.00.....\$1550.00
 SOME BUNDLES MAY CONTAIN MULTIPLE WINNERS:
 2 Packs have 4 Winners
 4 Packs have 2 Winners
 24 Packs have 1 Winner

TOTAL PAYOUT.....\$1000.00
TOTAL PROFIT.....\$320.00

TOTAL PAYOUT PERCENT...75.76%
 TOTAL PROFIT PERCENT...24.24%
 WIN RATIO: 1 IN 33.00
 PACKED 12 SETS PER CASE.



FORM# 503-004

ST. 3
5730 Buck Naked
TAKES IN:
 1910 PLAYS @ \$1.00.....\$1910.00
INSTANT WINNERS:
 31 @ \$50.00.....\$1550.00
 SOME BUNDLES MAY CONTAIN MULTIPLE WINNERS:
 2 Packs have 3 Winners
 3 Packs have 2 Winners
 19 Packs have 1 Winner

TOTAL PAYOUT.....\$1550.00
TOTAL PROFIT.....\$360.00

TOTAL PAYOUT PERCENT...81.15%
 TOTAL PROFIT PERCENT...18.85%
 WIN RATIO: 1 IN 61.61
 PACKED 10 SETS PER CASE.

Passin' THE BREEZE™

\$1 PER PLAY

\$50
14 WINNERS

\$25
28 WINNERS

MULTIPLE \$25 WINNERS
MAKE UP ALL \$50 WINNERS

503-006 5280 STAPLE-3

10000
10000 WIN



FORM# 500-002

SINGLE
5875 Passing The Breeze
TAKES IN:
5875 PLAYS @ \$1.00.....\$5875.00
INSTANT WINNERS:
2 @ \$500.00.....\$1000.00
4 @ \$250.00.....\$1000.00
8 @ \$100.00.....\$800.00
16 @ \$50.00.....\$800.00
44 @ \$25.00.....\$1100.00

TOTAL PAYOUT.....\$4700.00
TOTAL PROFIT.....\$1175.00

TOTAL PAYOUT PERCENT...80.00%
TOTAL PROFIT PERCENT...20.00%
WIN RATIO: 1 IN 79.39
PACKED 10 SETS PER CASE.



FORM# 600-003

SINGLE
6000 Passin The Breeze
TAKES IN:
6000 PLAYS @ \$1.00.....\$6000.00
INSTANT WINNERS:
2 @ \$500.00.....\$1000.00
4 @ \$250.00.....\$1000.00
8 @ \$100.00.....\$800.00
16 @ \$50.00.....\$800.00
44 @ \$25.00.....\$1100.00

TOTAL PAYOUT.....\$4700.00
TOTAL PROFIT.....\$1300.00

TOTAL PAYOUT PERCENT...78.33%
TOTAL PROFIT PERCENT...21.67%
WIN RATIO: 1 IN 81.08
PACKED 10 SETS PER CASE.



FORM# 603-006

ST. 3
6456 Passin The Breeze
TAKES IN:
2152 PLAYS @ \$1.00.....\$2152.00
INSTANT WINNERS:
34 @ \$50.00.....\$1700.00
SOME BUNDLES MAY CONTAIN MULTIPLE WINNERS:
2 Packs have 3 Winners
6 Packs have 2 Winners
16 Packs have 1 Winner

TOTAL PAYOUT.....\$1700.00
TOTAL PROFIT.....\$452.00

TOTAL PAYOUT PERCENT...79.00%
TOTAL PROFIT PERCENT...21.00%
WIN RATIO: 1 IN 63.29
PACKED 8 SETS PER CASE.



FORM# 603-007

FORM# F63-001

ST. 3 / 3 FOLD
6375 Passin The Breeze
TAKES IN:
2125 PLAYS @ \$1.00.....\$2125.00
INSTANT WINNERS:
34 @ \$50.00.....\$1700.00
SOME BUNDLES MAY CONTAIN MULTIPLE WINNERS:
2 Packs have 3 Winners
6 Packs have 2 Winners
16 Packs have 1 Winner

TOTAL PAYOUT.....\$1700.00
TOTAL PROFIT.....\$452.00

TOTAL PAYOUT PERCENT...80.00%
TOTAL PROFIT PERCENT...20.00%
WIN RATIO: 1 IN 62.50
PACKED 8 SETS PER CASE.

TANKS FOR NOTHING

\$1 Per Play

TANKS FOR NOTHING™

81% PAYOUT 5688 ST-3

31 \$50 WINNERS!

2 BUNDLES W/3 WINNERS! 3 BUNDLES W/2 WINNERS!

ALL GRAPHICS WIN \$50

LEGAL GAMING PRODUCT

TYPE II GAME

GET GAMING WITH THE BEST!

FAIR PLAY 100056 TANKS

MADE IN THE U.S.A.

\$50 100056 WINS

\$50 100056 WINS

\$50 100056 WINS

\$50 100056 WINS



FORM# F53-003

FORM# 503-013

ST. 3

5688 Tanks For Nothing TAKES IN:

1896 PLAYS @ \$1.00.....\$1896.00

INSTANT WINNERS:

31 @ \$50.00.....\$1550.00

SOME BUNDLES MAY CONTAIN MULTIPLE WINNERS:

2 Packs have 3 Winners
3 Packs have 2 Winners
19 Packs have 1 Winner

TOTAL PAYOUT.....\$1550.00

TOTAL PROFIT.....\$346.00

TOTAL PAYOUT PERCENT...81.75%

TOTAL PROFIT PERCENT...18.25%

WIN RATIO: 1 IN 61.16

PACKED 10 SETS PER CASE.

STAPLE CASE PACK 8 PER SET

FOLDED CASE PACK 16 PER SET



FORM# 172-J

ST. 3
5688 Jacks
TAKES IN:
 1896 PLAYS @ \$1.00.....\$1896.00
INSTANT WINNERS:
 31 @ \$50.00.....\$1550.00
 SOME BUNDLES MAY CONTAIN MULTIPLE WINNERS:
 2 Packs have 3 Winners
 3 Packs have 2 Winners

TOTAL PAYOUT.....\$1550.00
TOTAL PROFIT.....\$346.00

TOTAL PAYOUT PERCENT...81.75%
 TOTAL PROFIT PERCENT...18.25%
 WIN RATIO: 1 IN 61.16
 PACKED 10 SETS PER CASE.



FORM# 603-117

ST. 3
6288 Jacks 2
TAKES IN:
 2096 PLAYS @ \$1.00.....\$2096.00
INSTANT WINNERS:
 31 @ \$50.00.....\$1550.00
 1 @ \$100.00.....\$100.00

TOTAL PAYOUT.....\$1650.00
TOTAL PROFIT.....\$446.00

TOTAL PAYOUT PERCENT...78.72%
 TOTAL PROFIT PERCENT...21.28%
 WIN RATIO: 1 IN 65.50
 PACKED 10 SETS PER CASE.

121  **jar ticket**

CAMEL

TOE



Don't get caught just looking...

#1.00 PER PLAY

CAMEL TOE

FAIR PLAY
10001
CAMEL TOE

7241 A WIN

\$40 \$40 \$40 \$40
\$40 \$40 \$40 \$40 \$40
\$40 \$40 \$40 \$40 \$40 \$40 \$40
\$40 \$40 \$40 \$40 \$40 \$40 \$40 \$40
\$40 \$40 \$40 \$40 \$40 \$40

... Play our Camel Toe today!



FORM# 603-021

ST. 3
6000 Camel Toe
TAKES IN:
2000 PLAYS @ \$1.00.....\$2000.00
INSTANT WINNERS:
40 @ \$40.00.....\$1600.00

TOTAL PAYOUT.....\$1600.00
TOTAL PROFIT.....\$400.00

TOTAL PAYOUT PERCENT...80.00%
TOTAL PROFIT PERCENT...20.00%
WIN RATIO: 1 IN 50.00
PACKED 10 SETS PER CASE.

JACKS & JOKERS

JACKS & JOKERS

WINNING COMBINATIONS

- 2@ \$150
- 2@ \$60
- 14@ \$50
- 3@ \$100
- 3@ \$55
- 23@ \$5

\$1 PER PLAY

\$50 31 JACKS

\$5 30 JOKERS

SECURITY

FOR YOUR CONVENIENCE A SECURITY NUMBER HAS BEEN ASSIGNED TO EACH WINNING TICKET. PLEASE MARK WINNERS ACCORDINGLY.

01	02	03	04	05	06	07	08	09	10	11	12	13	14	15
16	17	18	19	20	21	22	23	24	25	26	27	28	29	30
31	MULTIPLE WINNERS NOT GUARANTEED 80.9% PAYOUT FORM#603-001													



FORM# 603-001

ST. 3
6300 Jacks And Jokers
TAKES IN:

2100 PLAYS @ \$1.00.....\$2100.00
INSTANT WINNERS:
 31 @ \$50.00.....\$1550.00
 30 @ \$5.00.....\$150.00


SOME BUNDLES MAY CONTAIN MULTIPLE WINNERS:
 2 Packs have 3 Jacks
 3 Packs have 2 Jacks
 2 Packs have 1 Jack & 2 Jokers
 3 Packs have 1 Jack & 1 Joker
 14 Packs have 1 Jack
 23 Packs have 1 Joker

TOTAL PAYOUT.....\$1700.00
TOTAL PROFIT.....\$400.00

TOTAL PAYOUT PERCENT...80.95%
 TOTAL PROFIT PERCENT....19.05%
 WIN RATIO: 1 IN 34.43
 PACKED 10 SETS PER CASE.



Lead DOG™



FORM# 603-011

FORM# 703-004

ST. 3
6300 Lead Dog
TAKES IN:

2100 PLAYS @ \$1.00.....\$2100.00

INSTANT WINNERS:

33 @ \$50.00.....\$1650.00

SOME BUNDLES MAY CONTAIN MULTIPLE WINNERS:

- 2 Packs have 3 Winners
- 3 Packs have 2 Winners
- 21 Packs have 1 Winner

TOTAL PAYOUT.....\$1650.00
TOTAL PROFIT.....\$450.00

TOTAL PAYOUT PERCENT...78.57%
TOTAL PROFIT PERCENT...21.43%
WIN RATIO: 1 IN 63.64
PACKED 10 SETS PER CASE.

ST. 3
7200 Lead Dog
TAKES IN:

2400 PLAYS @ \$1.00.....\$2400.00

INSTANT WINNERS:

37 @ \$50.00.....\$1850.00

SOME BUNDLES MAY CONTAIN MULTIPLE WINNERS:

- 3 Packs have 3 Winners
- 4 Packs have 2 Winners
- 20 Packs have 1 Winner

TOTAL PAYOUT.....\$1850.00
TOTAL PROFIT.....\$550.00

TOTAL PAYOUT PERCENT...77.08%
TOTAL PROFIT PERCENT...22.92%
WIN RATIO: 1 IN 64.86
PACKED 8 SETS PER CASE.

GREAT AMUSEMENT WEEKEND

\$1 PER PLAY

\$150

2 WINNERS

FAIR PLAY
100001
GREAT AMUSEMENT

\$100

1 WINNER

FAIR PLAY
100001
GREAT AMUSEMENT

10 **\$50** WINS

\$50 \$50 \$50 \$50
\$50 \$50 \$50 \$50

GREAT WATER WEEKEND

\$1 PER PLAY

\$125

2 WINNERS

FAIR PLAY
100001
GREAT WATER

\$75

2 WINNERS

FAIR PLAY
100001
GREAT WATER

31 **\$25** WINS

\$25 \$25 \$25 \$25 \$25
\$25 \$25 \$25 \$25 \$25
\$25 \$25 \$25 \$25 \$25
\$25 \$25 \$25 \$25 \$25
\$25 \$25 \$25 \$25 \$25

GREAT-AMERICAN WEEKEND

\$1 PER PLAY

\$150

2 WINNERS

FAIR PLAY
100001
GREAT AMERICAN

\$125

1 WINNER

FAIR PLAY
100001
GREAT AMERICAN

\$100

1 WINNER

FAIR PLAY
100001
GREAT AMERICAN

\$75

2 WINNERS

FAIR PLAY
100001
GREAT AMERICAN

10 **\$50** WINS

\$50 \$50 \$50 \$50
\$50 \$50 \$50 \$50

31 **\$25** WINS

\$25 \$25 \$25 \$25 \$25
\$25 \$25 \$25 \$25 \$25
\$25 \$25 \$25 \$25 \$25
\$25 \$25 \$25 \$25 \$25
\$25 \$25 \$25 \$25 \$25



LEGAL GAMING PROPERTY

FORM# 604-040

FORM# F64-001

ST. 4 / 4 FOLD

6780 Great American Weekend

TAKES IN:

1695 PLAYS @ \$1.00.....\$1695.00

INSTANT WINNERS:

10 @ \$50.00.....\$500.00

31 @ \$25.00.....\$775.00

SOME BUNDLES MAY CONTAIN MULTIPLE WINNERS:

2-\$150 Winners(3-\$50 Winners)

1-\$125 Winners(2-\$50/1-\$25 Winner)

1-\$100 Winners(2-\$50 Winners)

2-\$75 Winners(3-\$25 Winners)

24-\$25 Winners

TOTAL PAYOUT.....\$1275.00

TOTAL PROFIT.....\$420.00

TOTAL PAYOUT PERCENT...75.22%

TOTAL PROFIT PERCENT...24.78%

WIN RATIO: 1 IN 41.34

SETS PER CASE: St.10 / Fid.16

LEGAL GAMING PROPERTY

FORM# 604-041

FORM# F64-002

ST. 4 / 4 FOLD

6780 Great Amusement Weekend

TAKES IN:

1695 PLAYS @ \$1.00.....\$1695.00

INSTANT WINNERS:

10 @ \$50.00.....\$500.00

31 @ \$25.00.....\$775.00

SOME BUNDLES MAY CONTAIN MULTIPLE WINNERS:

2-\$150 Winners(3-\$50 Winners)

1-\$125 Winners(2-\$50/1-\$25 Winner)

1-\$100 Winners(2-\$50 Winners)

2-\$75 Winners(3-\$25 Winners)

24-\$25 Winners

TOTAL PAYOUT.....\$1275.00

TOTAL PROFIT.....\$420.00

TOTAL PAYOUT PERCENT...75.22%

TOTAL PROFIT PERCENT...24.78%

WIN RATIO: 1 IN 41.34

SETS PER CASE: St.10 / Fid.16

LEGAL GAMING PROPERTY

FORM# 604-042

FORM# F64-003

ST. 4 / 4 FOLD

6780 Great Water Weekend

TAKES IN:

1695 PLAYS @ \$1.00.....\$1695.00

INSTANT WINNERS:

10 @ \$50.00.....\$500.00

31 @ \$25.00.....\$775.00

SOME BUNDLES MAY CONTAIN MULTIPLE WINNERS:

2-\$150 Winners(3-\$50 Winners)

1-\$125 Winners(2-\$50/1-\$25 Winner)

1-\$100 Winners(2-\$50 Winners)

2-\$75 Winners(3-\$25 Winners)

24-\$25 Winners

TOTAL PAYOUT.....\$1275.00

TOTAL PROFIT.....\$420.00

TOTAL PAYOUT PERCENT...75.22%

TOTAL PROFIT PERCENT...24.78%

WIN RATIO: 1 IN 41.34

SETS PER CASE: St.10 / Fid.16

Super Cash

3 FOLD Super Cash  **\$1 PER BUNDLE 3 FOLD**

\$300 1 WINNER
\$200 1 WINNER
\$100 1 WINNER

\$100 10 WINNERS
\$100 \$100 \$100 \$100 \$100
\$50 8 WINNERS
\$50 \$50 \$50 \$50 \$50
\$10 8 WINNERS
\$10 \$10 \$10 \$10 \$10

\$100 10 WINNERS
\$100 \$100 \$100 \$100 \$100
\$25 8 WINNERS
\$25 \$25 \$25 \$25 \$25
\$5 80 WINNERS

1465 **\$100** 1 WINNER
1534 **\$50** 1 WINNER

SOME BUNDLES MAY CONTAIN THE ABOVE MULTIPLE WINNERS (MULTIPLE WINNERS NOT GUARANTEED)

F1x03-144



FORM# F1x03-144

3 FOLD 12000 SUPER CASH TAKES IN:

4000 PLAYS @ \$1.00.....\$4000.00

INSTANT WINNERS:

10 @ \$100.00.....	\$1000.00
10 @ \$100.00.....	\$1000.00
8 @ \$50.00.....	\$400.00
8 @ \$25.00.....	\$200.00
8 @ \$10.00.....	\$80.00
80 @ \$5.00.....	\$400.00

MULTIPLE WINNERS:

1 @ \$300.00.....	\$300.00
1 @ \$200.00.....	\$200.00
1 @ \$100.00.....	\$100.00
8 @ \$100.00.....	\$800.00
7 @ \$100.00.....	\$700.00
6 @ \$50.00.....	\$300.00
8 @ \$25.00.....	\$200.00
8 @ \$10.00.....	\$80.00
80 @ \$5.00.....	\$400.00

TOTAL PAYOUT.....\$3080.00
TOTAL PROFIT.....\$920.00

TOTAL PAYOUT PERCENT...77.00%
 TOTAL PROFIT PERCENT...23.00%
 WIN RATIO: 1 IN 32.25
 PACKED 8 SETS PER CASE.

SUGAR DADDY™

SUGAR DADDY™
3 FOLD

\$300 1 WINNER
\$200 1 WINNER
\$100 1 WINNER

SOME BUNDLES MAY CONTAIN THE ABOVE MULTIPLE WINNERS
(MULTIPLE WINNERS NOT GUARANTEED)

\$100 10 WINNERS
\$100 10 WINNERS

\$50 8 WINNERS
\$25 8 WINNERS

\$10 8 WINNERS
\$5 80 WINNERS

F1x03-145



FORM# F1x03-145

3 FOLD
12000 SUGAR DADDY
TAKES IN:

4000 PLAYS @ \$1.00.....\$4000.00

INSTANT WINNERS:

10 @ \$100.00.....	\$1000.00
10 @ \$100.00.....	\$1000.00
8 @ \$50.00.....	\$400.00
8 @ \$25.00.....	\$200.00
8 @ \$10.00.....	\$80.00
80 @ \$5.00.....	\$400.00

MULTIPLE WINNERS:

1 @ \$300.00.....	\$300.00
1 @ \$200.00.....	\$200.00
1 @ \$100.00.....	\$100.00
8 @ \$100.00.....	\$800.00
7 @ \$100.00.....	\$700.00
6 @ \$50.00.....	\$300.00
8 @ \$25.00.....	\$200.00
8 @ \$10.00.....	\$80.00
80 @ \$5.00.....	\$400.00

TOTAL PAYOUT.....\$3080.00
TOTAL PROFIT.....\$920.00

TOTAL PAYOUT PERCENT...77.00%
TOTAL PROFIT PERCENT...23.00%
WIN RATIO: 1 IN 32.25
PACKED 8 SETS PER CASE.

SPECIAL AGENT GUY™



SPECIAL AGENT GUY™
3 FOLD

\$1 PER BUNDLE 3 FOLD

\$300 1 WINNER
\$200 1 WINNER
\$100 1 WINNER

SOME BUNDLES MAY CONTAIN THE ABOVE MULTIPLE WINNERS (MULTIPLE WINNERS NOT GUARANTEED)

\$100 10 WINNERS
\$100 \$100 \$100 \$100 \$100
\$100 \$100 \$100 \$100 \$100

\$100 10 WINNERS
\$100 \$100 \$100 \$100 \$100
\$100 \$100 \$100 \$100 \$100

\$50 8 WINNERS
\$50 \$50 \$50 \$50
\$50 \$50 \$50 \$50

\$25 8 WINNERS
\$25 \$25 \$25 \$25
\$25 \$25 \$25 \$25

\$10 8 WINNERS
\$10 \$10 \$10 \$10
\$10 \$10 \$10 \$10

\$5 80 WINNERS

F1x03-146



FORM# F1x03-146

3 FOLD
12000 SPECIAL AGENT GUY TAKES IN:

4000 PLAYS @ \$1.00.....\$4000.00

INSTANT WINNERS:

10 @ \$100.00.....	\$1000.00
10 @ \$100.00.....	\$1000.00
8 @ \$50.00.....	\$400.00
8 @ \$25.00.....	\$200.00
8 @ \$10.00.....	\$80.00
80 @ \$5.00.....	\$400.00

MULTIPLE WINNERS:

1 @ \$300.00.....	\$300.00
1 @ \$200.00.....	\$200.00
1 @ \$100.00.....	\$100.00
8 @ \$100.00.....	\$800.00
7 @ \$100.00.....	\$700.00
6 @ \$50.00.....	\$300.00
8 @ \$25.00.....	\$200.00
8 @ \$10.00.....	\$80.00
80 @ \$5.00.....	\$400.00

TOTAL PAYOUT.....\$3080.00
TOTAL PROFIT.....\$920.00

TOTAL PAYOUT PERCENT...77.00%
TOTAL PROFIT PERCENT...23.00%
WIN RATIO: 1 IN 32.25
PACKED 8 SETS PER CASE.

WIN A JAM

WIN A JAM \$1 PER BUNDLE
3 FOLD

\$300 1 WINNER
WINS \$300
100001 WIN

\$200 1 WINNER
1465 WINS \$200
100001 WIN

\$100 1 WINNER
1534 WINS \$100
100001 WIN

MULTIPLE WINNERS NOT GUARANTEED

\$100 10 WINNERS
\$100 \$100 \$100 \$100 \$100
\$100 \$100 \$100 \$100 \$100

\$100 10 WINNERS
\$100 \$100 \$100 \$100 \$100
\$100 \$100 \$100 \$100 \$100

\$50 8 WINNERS
\$50 \$50 \$50 \$50
\$50 \$50 \$50 \$50

\$25 8 WINNERS
\$25 \$25 \$25 \$25
\$25 \$25 \$25 \$25

\$10 8 WINNERS
\$10 \$10 \$10 \$10
\$10 \$10 \$10 \$10

\$5 80 WINNERS

F1x03-481



Made in the USA
1246

Made in the USA
WINS \$100
100001

Made in the USA
WINS \$100
100001



FORM# F1x03-481

**3 FOLD
12000 IN A JAM
TAKES IN:**

4000 PLAYS @ \$1.00.....\$4000.00

INSTANT WINNERS:

10 @ \$100.00.....	\$1000.00
10 @ \$100.00.....	\$1000.00
8 @ \$50.00.....	\$400.00
8 @ \$25.00.....	\$200.00
8 @ \$10.00.....	\$80.00
80 @ \$5.00.....	\$400.00

MULTIPLE WINNERS:

1 @ \$300.00.....	\$300.00
1 @ \$200.00.....	\$200.00
1 @ \$100.00.....	\$100.00
8 @ \$100.00.....	\$800.00
7 @ \$100.00.....	\$700.00
6 @ \$50.00.....	\$300.00
8 @ \$25.00.....	\$200.00
8 @ \$10.00.....	\$80.00
80 @ \$5.00.....	\$400.00

TOTAL PAYOUT.....	\$3080.00
TOTAL PROFIT.....	\$920.00

TOTAL PAYOUT PERCENT...77.00%
TOTAL PROFIT PERCENT...23.00%
WIN RATIO: 1 IN 32.25
PACKED 8 SETS PER CASE.

THE TOURISTS

THE TOURISTS **\$1 PER BUNDLE 3 FOLD**

\$300 1 WINNER
\$200 1 WINNER
\$100 1 WINNER

MULTIPLE WINNERS NOT GUARANTEED

\$100 10 WINNERS
 \$100 \$100 \$100 \$100 \$100
 \$100 \$100 \$100 \$100 \$100

\$100 10 WINNERS
 \$100 \$100 \$100 \$100 \$100
 \$100 \$100 \$100 \$100 \$100

\$50 8 WINNERS
 \$50 \$50 \$50 \$50
 \$50 \$50 \$50 \$50

\$25 8 WINNERS
 \$25 \$25 \$25 \$25
 \$25 \$25 \$25 \$25

\$10 8 WINNERS
 \$10 \$10 \$10 \$10
 \$10 \$10 \$10 \$10

\$5 80 WINNERS

F1x03-482



Made In The USA
1246
 WINS **\$100**
 00001
 WINS **\$50**



FORM# F1x03-482

3 FOLD
 12000 THE TOURISTS
 TAKES IN:

4000 PLAYS @ \$1.00.....	\$4000.00
INSTANT WINNERS:	
10 @ \$100.00.....	\$1000.00
10 @ \$100.00.....	\$1000.00
8 @ \$50.00.....	\$400.00
8 @ \$25.00.....	\$200.00
8 @ \$10.00.....	\$80.00
80 @ \$5.00.....	\$400.00
MULTIPLE WINNERS:	
1 @ \$300.00.....	\$300.00
1 @ \$200.00.....	\$200.00
1 @ \$100.00.....	\$100.00
8 @ \$100.00.....	\$800.00
7 @ \$100.00.....	\$700.00
6 @ \$50.00.....	\$300.00
8 @ \$25.00.....	\$200.00
8 @ \$10.00.....	\$80.00
80 @ \$5.00.....	\$400.00

TOTAL PAYOUT.....	\$3080.00
TOTAL PROFIT.....	\$920.00

TOTAL PAYOUT PERCENT...77.00%
 TOTAL PROFIT PERCENT...23.00%
 WIN RATIO: 1 IN 32.25
 PACKED 8 SETS PER CASE.

WESTERN ROBBERY



WESTERN ROBBERY

\$1 PER BUNDLE 3 FOLD

\$300 1 WINNER
WINS \$300
100001 WIN

\$200 1 WINNER
WINS \$200
100001 WIN

\$100 1 WINNER
WINS \$100
100001 WIN

\$100 10 WINNERS
100 \$100 \$100 \$100 \$100
100 \$100 \$100 \$100 \$100

\$100 10 WINNERS
100 \$100 \$100 \$100 \$100
100 \$100 \$100 \$100 \$100

\$50 8 WINNERS
50 \$50 \$50 \$50 \$50
50 \$50 \$50 \$50 \$50

\$25 8 WINNERS
25 \$25 \$25 \$25 \$25
25 \$25 \$25 \$25 \$25

\$10 8 WINNERS
10 \$10 \$10 \$10 \$10
10 \$10 \$10 \$10 \$10

\$5 80 WINNERS

WANTED REWARD \$100000

1465 WINS \$100 100001 WIN

1534 WINS \$50 100001 WIN

MULTIPLE WINNERS NOT GUARANTEED

F1x03-483



1246

WINS \$100

100001

WINS \$100

100001

FORM# F1x03-483

3 FOLD

12000 WESTERN ROBBERY TAKES IN:

4000 PLAYS @ \$1.00.....\$4000.00

INSTANT WINNERS:

10 @ \$100.00.....	\$1000.00
10 @ \$100.00.....	\$1000.00
8 @ \$50.00.....	\$400.00
8 @ \$25.00.....	\$200.00
8 @ \$10.00.....	\$80.00
80 @ \$5.00.....	\$400.00

MULTIPLE WINNERS:

1 @ \$300.00.....	\$300.00
1 @ \$200.00.....	\$200.00
1 @ \$100.00.....	\$100.00
8 @ \$100.00.....	\$800.00
7 @ \$100.00.....	\$700.00
6 @ \$50.00.....	\$300.00
8 @ \$25.00.....	\$200.00
8 @ \$10.00.....	\$80.00
80 @ \$5.00.....	\$400.00

TOTAL PAYOUT.....\$3080.00

TOTAL PROFIT.....\$920.00

TOTAL PAYOUT PERCENT...77.00%

TOTAL PROFIT PERCENT...23.00%

WIN RATIO: 1 IN 32.25

PACKED 8 SETS PER CASE.

WOODLAND CRITTERS

WOODLAND CRITTERS **\$1 PER BUNDLE 3 FOLD**

\$300 1 WINNER
\$200 1 WINNER
\$100 1 WINNER

MULTIPLE WINNERS NOT GUARANTEED

\$100 10 WINNERS
 \$100 \$100 \$100 \$100 \$100
 \$100 \$100 \$100 \$100 \$100

\$100 10 WINNERS
 \$100 \$100 \$100 \$100 \$100
 \$100 \$100 \$100 \$100 \$100

\$50 8 WINNERS
 \$50 \$50 \$50 \$50
 \$50 \$50 \$50 \$50

\$25 8 WINNERS
 \$25 \$25 \$25 \$25
 \$25 \$25 \$25 \$25

\$10 8 WINNERS
 \$10 \$10 \$10 \$10
 \$10 \$10 \$10 \$10

\$5 80 WINNERS

F1x03-484



Made In The USA
1246
 WINS **\$100**
 100001

Made In The USA
 WINS **\$100**



FORM# F1x03-484

3 FOLD
12000 WOODLAND CRITTERS TAKES IN:
 4000 PLAYS @ \$1.00.....\$4000.00

INSTANT WINNERS:

10 @ \$100.00.....	\$1000.00
10 @ \$100.00.....	\$1000.00
8 @ \$50.00.....	\$400.00
8 @ \$25.00.....	\$200.00
8 @ \$10.00.....	\$80.00
80 @ \$5.00.....	\$400.00

MULTIPLE WINNERS:

1 @ \$300.00.....	\$300.00
1 @ \$200.00.....	\$200.00
1 @ \$100.00.....	\$100.00
8 @ \$100.00.....	\$800.00
7 @ \$100.00.....	\$700.00
6 @ \$50.00.....	\$300.00
8 @ \$25.00.....	\$200.00
8 @ \$10.00.....	\$80.00
80 @ \$5.00.....	\$400.00

TOTAL PAYOUT.....	\$3080.00
TOTAL PROFIT.....	\$920.00

TOTAL PAYOUT PERCENT...77.00%
 TOTAL PROFIT PERCENT...23.00%
 WIN RATIO: 1 IN 32.25
 PACKED 8 SETS PER CASE.

Reptile DYSFUNCTION™

Reptile DYSFUNCTION™

\$1 PER BUNDLE 3 FOLD

\$300 1 WINNER

\$200 1 WINNER

\$100 1 WINNER

\$100 10 WINNERS

\$50 8 WINNERS

\$25 8 WINNERS

\$10 8 WINNERS

\$5 80 WINNERS

SOME BUNDLES MAY CONTAIN THE ABOVE MULTIPLE WINNERS (MULTIPLE WINNERS NOT GUARANTEED)

FORM# F1x03-147



FORM# F1x03-147

3 FOLD

12000 REPTILE DYSFUNCTION TAKES IN:

4000 PLAYS @ \$1.00.....\$4000.00

INSTANT WINNERS:

10 @ \$100.00.....\$1000.00

10 @ \$100.00.....\$1000.00

8 @ \$50.00.....\$400.00

8 @ \$25.00.....\$200.00

8 @ \$10.00.....\$80.00

80 @ \$5.00.....\$400.00

MULTIPLE WINNERS:

1 @ \$300.00.....\$300.00

1 @ \$200.00.....\$200.00

1 @ \$100.00.....\$100.00

8 @ \$100.00.....\$800.00

7 @ \$100.00.....\$700.00

6 @ \$50.00.....\$300.00

8 @ \$25.00.....\$200.00

8 @ \$10.00.....\$80.00

80 @ \$5.00.....\$400.00

TOTAL PAYOUT.....\$3080.00

TOTAL PROFIT.....\$920.00

TOTAL PAYOUT PERCENT...77.00%

TOTAL PROFIT PERCENT...23.00%

WIN RATIO: 1 IN 32.25

PACKED 8 SETS PER CASE.

PRIVATE EYE™



PRIVATE EYE™

3 FOLD

\$1 PER BUNDLE 3 FOLD

\$300 1 WINNER

\$200 1 WINNER

\$100 1 WINNER

1047

50

50

10001 WIN

SOME BUNDLES MAY CONTAIN THE ABOVE MULTIPLE WINNERS (MULTIPLE WINNERS NOT GUARANTEED)

\$100 10 WINNERS


\$100 10 WINNERS

\$50 8 WINNERS

\$25 8 WINNERS

\$10 80 WINNERS

\$5 80 WINNERS



FORM# F1x03-352

3 FOLD
12000 PRIVATE EYE
TAKES IN:

4000 PLAYS @ \$1.00.....\$4000.00

INSTANT WINNERS:


10 @ \$100.00.....	\$1000.00
10 @ \$100.00.....	\$1000.00
8 @ \$50.00.....	\$400.00
8 @ \$25.00.....	\$200.00
8 @ \$10.00.....	\$80.00
80 @ \$5.00.....	\$400.00

MULTIPLE WINNERS:

1 @ \$300.00.....	\$300.00
1 @ \$200.00.....	\$200.00
1 @ \$100.00.....	\$100.00
8 @ \$100.00.....	\$800.00
7 @ \$100.00.....	\$700.00
6 @ \$50.00.....	\$300.00
8 @ \$25.00.....	\$200.00
8 @ \$10.00.....	\$80.00
80 @ \$5.00.....	\$400.00

TOTAL PAYOUT.....\$3080.00
TOTAL PROFIT.....\$920.00


TOTAL PAYOUT PERCENT...77.00%
TOTAL PROFIT PERCENT...23.00%
WIN RATIO: 1 IN 32.25
PACKED 8 SETS PER CASE.



BIG BUBBY



TM



BIG BUBBY 3 FOLD

\$300 1 WINNER

\$200 1 WINNER

\$100 1 WINNER

\$100 10 WINNERS

\$50 8 WINNERS

\$25 8 WINNERS

\$10 8 WINNERS

\$5 80 WINNERS

SOME BUNDLES MAY CONTAIN THE ABOVE MULTIPLE WINNERS (MULTIPLE WINNERS NOT GUARANTEED)

F1x03-438



FORM# F1x03-438

3 FOLD
12000 BIG BUBBY
TAKES IN:

4000 PLAYS @ \$1.00.....\$4000.00

INSTANT WINNERS:


10 @ \$100.00.....	\$1000.00
10 @ \$100.00.....	\$1000.00
8 @ \$50.00.....	\$400.00
8 @ \$25.00.....	\$200.00
8 @ \$10.00.....	\$80.00
80 @ \$5.00.....	\$400.00

MULTIPLE WINNERS:

1 @ \$300.00.....	\$300.00
1 @ \$200.00.....	\$200.00
1 @ \$100.00.....	\$100.00
8 @ \$100.00.....	\$800.00
7 @ \$100.00.....	\$700.00
6 @ \$50.00.....	\$300.00
8 @ \$25.00.....	\$200.00
8 @ \$10.00.....	\$80.00
80 @ \$5.00.....	\$400.00

TOTAL PAYOUT.....	\$3080.00
TOTAL PROFIT.....	\$920.00

TOTAL PAYOUT PERCENT...77.00%
TOTAL PROFIT PERCENT...23.00%
WIN RATIO: 1 IN 32.3
PACKED 8 SETS PER CASE.



CASE

CLOSED

CASE
CLOSED™

\$1 PER BUNDLE 3 FOLD

3 FOLD
\$300 1 WINNER
\$200 1 WINNER
\$100 1 WINNER

SOME BUNDLES MAY CONTAIN THE ABOVE MULTIPLE WINNERS (MULTIPLE WINNERS NOT GUARANTEED)

\$100 10 WINNERS
 \$100 \$100 \$100 \$100 \$100
 \$100 \$100 \$100 \$100 \$100

\$100 10 WINNERS
 \$100 \$100 \$100 \$100 \$100
 \$100 \$100 \$100 \$100 \$100

\$50 8 WINNERS
 \$50 \$50 \$50 \$50
 \$50 \$50 \$50 \$50

\$25 8 WINNERS
 \$25 \$25 \$25 \$25
 \$25 \$25 \$25 \$25

\$10 8 WINNERS
 \$10 \$10 \$10 \$10
 \$10 \$10 \$10 \$10

\$5 80 WINNERS

F1x03-516



PLAY 01 1246

Made In The USA

\$100

100001 WIN

Made In The USA

\$100

100001 WIN

FORM# F1x03-516

3 FOLD
12000 CASE CLOSED
TAKES IN:

4000 PLAYS @ \$1.00.....\$4000.00

INSTANT WINNERS:

10 @ \$100.00.....	\$1000.00
10 @ \$100.00.....	\$1000.00
8 @ \$50.00.....	\$400.00
8 @ \$25.00.....	\$200.00
8 @ \$10.00.....	\$80.00
80 @ \$5.00.....	\$400.00

MULTIPLE WINNERS:

1 @ \$300.00.....	\$300.00
1 @ \$200.00.....	\$200.00
1 @ \$100.00.....	\$100.00
8 @ \$100.00.....	\$800.00
7 @ \$100.00.....	\$700.00
6 @ \$50.00.....	\$300.00
8 @ \$25.00.....	\$200.00
8 @ \$10.00.....	\$80.00
80 @ \$5.00.....	\$400.00

TOTAL PAYOUT.....\$3080.00
TOTAL PROFIT.....\$920.00

TOTAL PAYOUT PERCENT...77.00%
 TOTAL PROFIT PERCENT...23.00%
 WIN RATIO: 1 IN 32.25
 PACKED 8 SETS PER CASE.

PICK AND WIN!

HIGH BOWLER CLUB



HIGH BOWLER CLUB

All Scores Over _____ Register Below _____

Period Ending _____

1 _____
2 _____
3 _____
4 _____



High Bowler Club

All Scores Over _____ Register Below _____ Period Ending _____

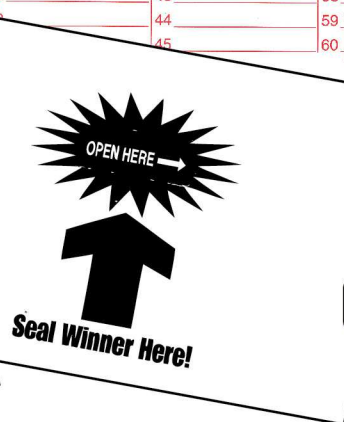
1	16	31	46	61
2	17	32	47	62
3	18	33	48	63
4	19	34	49	64
5	20	35	50	65
6	21	36	51	66
7	22	37	52	67
8	23	38	53	68
9	24	39	54	69
10	25	40	55	70
11	26	41	56	71
12	27	42	57	72
13	28	43	58	73
14	29	44	59	
	30	45	60	

01	11
02	09
03	10
04	12
05	13
06	14
07	15
08	1

PICK-N-WIN

TWENTY NUMBER CARD

1	11
2	12
3	13
4	14
5	15
6	16
7	17
8	18
9	19
10	20



- PICK AND WIN**
- AVAILABLE IN:
- PW-10
 - PW-16
 - PW-20
 - PW-24
 - PW-30
 - PW-36
 - PW-40
- HIGH BOWLER**
- AVAILABLE IN:
- HR-50
 - HR-75
 - HR-100
 - HR-200
 - HR-300

MN RACEBOARDS

"OUR BOARDS ARE THE FASTEST!"



VICTORY LANE™

POLE POSITION RACE BOARD

PLAYERS NAME _____

	Driver/Car	Player	Points
Winner			
2nd			
3rd			
4th			

PLAYERS NAME _____

	Driver/Car	Player	Points
Winner			
2nd			
3rd			
4th			

FAST TRACK

POLE POSITION RACE BOARD

PLAYERS NAME _____

	Driver/Car	Player	Points
Winner			
2nd			
3rd			
4th			

36 LINE RACE BOARD™

GREEN FLAG ACTION

TILL THE END

PRINT NAME HERE: _____

NUMBERS UNDER WINDOW INDICATE STARTING POSITION

SEE REVERSE SIDE FOR DETAILS

PRINT NAME HERE: _____

NUMBERS UNDER WINDOW INDICATE STARTING POSITION

SEE REVERSE SIDE FOR DETAILS

RACEBOARDS

AVAILABLE IN:

- 20-LINE
- 36-LINE (BIG BOARD)
- 40-LINE

MUNCIE *WE'VE GOT YOUR TICKET* NOVELTY




THANK YOU FOR GAMING WITH US!

MUNCIE *WE'VE GOT YOUR TICKET* **NOVELTY**



THANK YOU FOR GAMING WITH US!



Muncie Novelty and Indiana Ticket Company
9610 North State Road 67 P.O. Box 823 Muncie, Indiana 47308

Toll Free 1.800.428.8640 ■ Fax 1.888.428.8640

Manufacturers of Quality Tickets For Over 70 Years